

附件 Annexes

1.	香港警隊高層架構一覽表 Organisation Chart of Force Headquarters Directorate	84
2.	甲部門(行動處)架構表 Organisation of “A” Department (Operations)	86
3.	乙部門(刑事及保安處)架構表 Organisation of “B” Department (Crime and Security)	87
4.	丙部門(人事及訓練處)架構表 Organisation of “C” Department (Personnel and Training)	88
5.	丁部門(監管處)架構表 Organisation of “D” Department (Management Services)	89
6.	戊部門(財務、政務及策劃處)架構表 Organisation of “E” Department (Finance, Administration and Planning)	90
7.	陸上總區總部架構表 Organisation of Land Regional Headquarters	91
8.	水警總區總部架構表 Organisation of Marine Regional Headquarters	92

附錄 Appendices

1.	編制人數與實際人數 (截至二零一一年十二月三十一日) Establishment and Strength (as at 31.12. 2011)	93
2.	二零一一年授勳與嘉獎 Honours and Awards 2011	93
3.	二零一一年授勳與嘉獎名單 Honours and Awards 2011 — List of Recipients	94
4.	二零一一年警務處處長嘉獎名單 Commissioner's Commendations in 2011 — List of Recipients	94
5.	香港警務處員額分布表 (截至二零一一年十二月三十一日) Distribution of Establishment (as at 31.12.2011)	95
6.	香港輔助警察隊員額分布表 (截至二零一一年十二月三十一日) Hong Kong Auxiliary Police Distribution of Establishment (as at 31.12.2011)	97
7.	二零一零及二零一一年各總區舉報罪案數字 Crimes Reported by Region, 2010 and 2011	98
8.	二零零二至二零一一年罪案表 Crime Charts 2002 — 2011	100
9.	二零一零及二零一一年報案與破案數字及破案率 Crimes Reported, Detected and Detection Rate, 2010 and 2011	102
10.	二零一一年按年齡組別及性別統計的被捕人數 Persons Arrested by Age Group and Sex, 2011	103
11.	二零一零及二零一一年交通意外及傷亡統計數字 Traffic Accidents and Casualties, 2010 and 2011	104
12.	二零一零及二零一一年涉及司機的交通意外成因 Driver Contributory Factors in Accidents, 2010 and 2011	105
13.	二零一零及二零一一年交通違例檢控統計數字 Traffic Prosecutions, 2010 and 2011	105
14.	二零一一年投訴警務人員個案 (截至二零一一年十二月三十一日) Complaints against Police Officers, 2011 (as at 31.12.2011)	106

1. 香港警隊高層架構一覽表

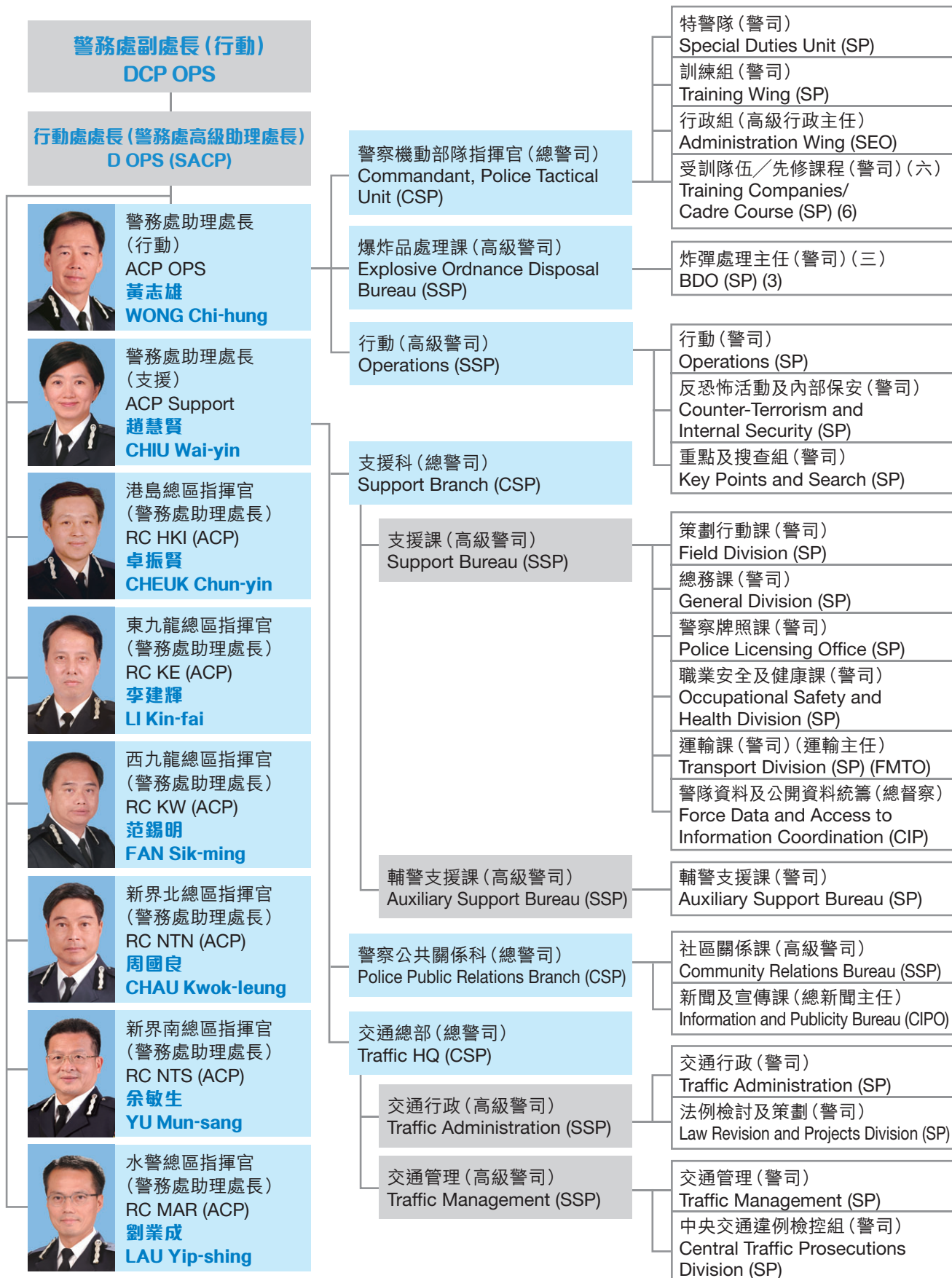
Organisation Chart of Force Headquarters Directorate



Key to Annexes and Appendices

ACP	Assistant Commissioner of Police
AD/AS	Assistant Director, Accounting Services
AO	Administrative Officer
AFWO	Assistant Force Welfare Officer
AUX	Auxiliary
BDO	Bomb Disposal Officer
CEO	Chief Executive Officer
CIPO	Chief Information and Publicity Officer
CIP	Chief Inspector of Police
COMMDT HKAPF	Commandant, Hong Kong Auxiliary Police Force
CMSO	Chief Management Services Officer
CP	Commissioner of Police
CPCO	Chief Police Communications Officer
CPTR	Chief Police Translator
CSM	Chief Systems Manager
CSO	Chief Supplies Officer
CSP	Chief Superintendent of Police
CTE	Chief Telecommunications Engineer
D C&S	Director of Crime and Security
D/COMMDT HKAPF	Deputy Commandant, Hong Kong Auxiliary Police Force
DC	District Commander
DCP MAN	Deputy Commissioner of Police (Management)
DCP OPS	Deputy Commissioner of Police (Operations)
DFAP	Director of Finance, Administration and Planning
DMS	Director of Management Services
D OPS	Director of Operations
DPT	Director of Personnel and Training
DRC	Deputy Regional Commander
EO	Executive Officer
FMTO	Force Motor Transport Officer
HKI	Hong Kong Island
KE	Kowloon East
KW	Kowloon West
MAR	Marine
NTN	New Territories North
NTS	New Territories South
RC	Regional Commander
SACP	Senior Assistant Commissioner of Police
SOLO	Senior Official Language Officer
SEO	Senior Executive Officer
SFTO	Senior Force Training Officer
SFWO	Senior Force Welfare Officer
SGT	Sergeant
SSGT	Station Sergeant
SIP	Senior Inspector of Police
SP	Superintendent of Police
SPCP	Senior Police Clinical Psychologist
SPEO	Senior Principal Executive Officer
SSM	Senior Systems Manager
SSP	Senior Superintendent of Police
STC	Senior Technical Consultant
STA	Senior Treasury Accountant
STE	Senior Telecommunications Engineer
TA	Treasury Accountant
UB	Uniform Branch

2. 甲部門 (行動處) 架構表 Organisation of “A” Department (Operations)



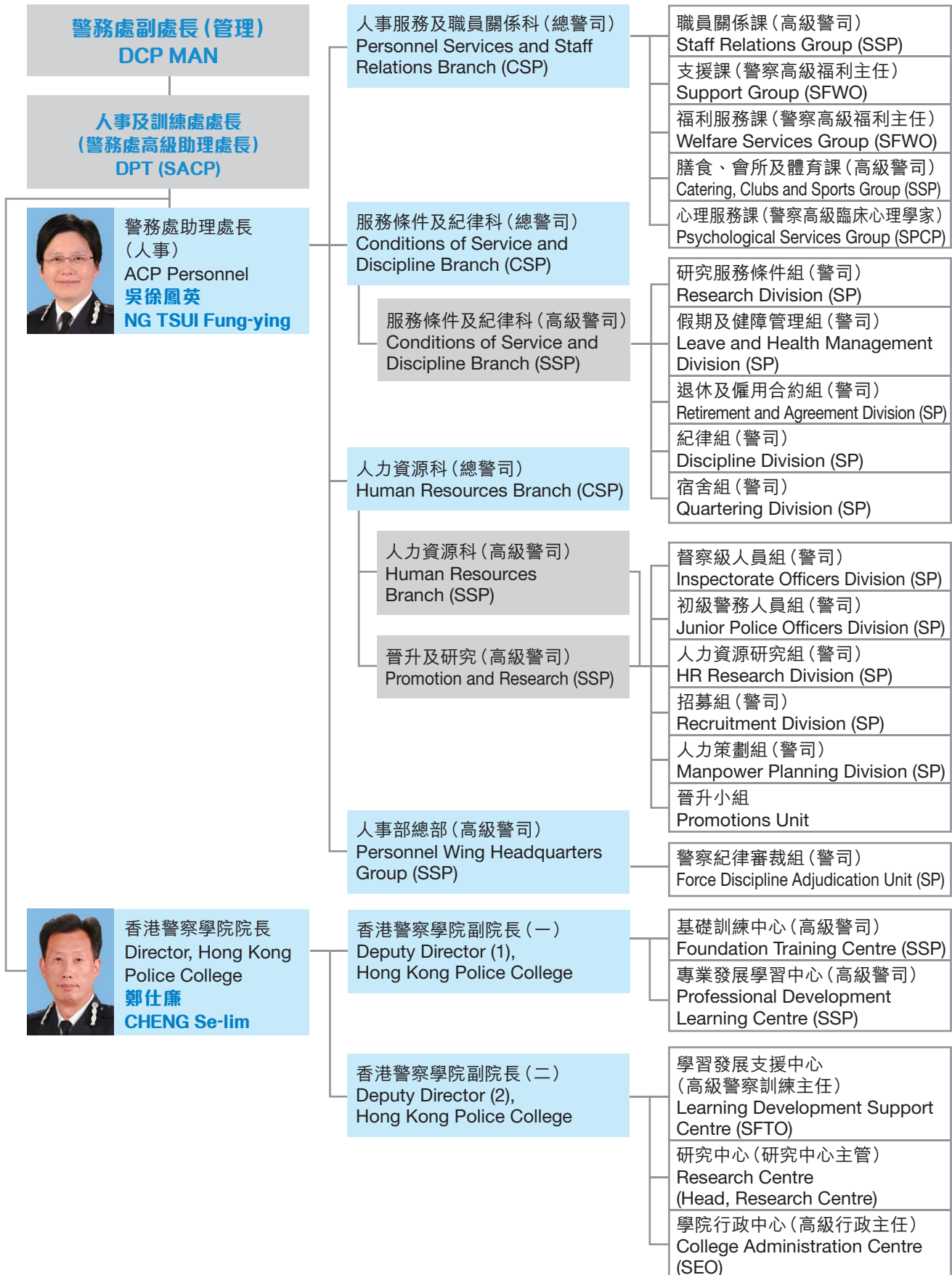
3. 乙部門 (刑事及保安處) 架構表

Organisation of “B” Department (Crime and Security)



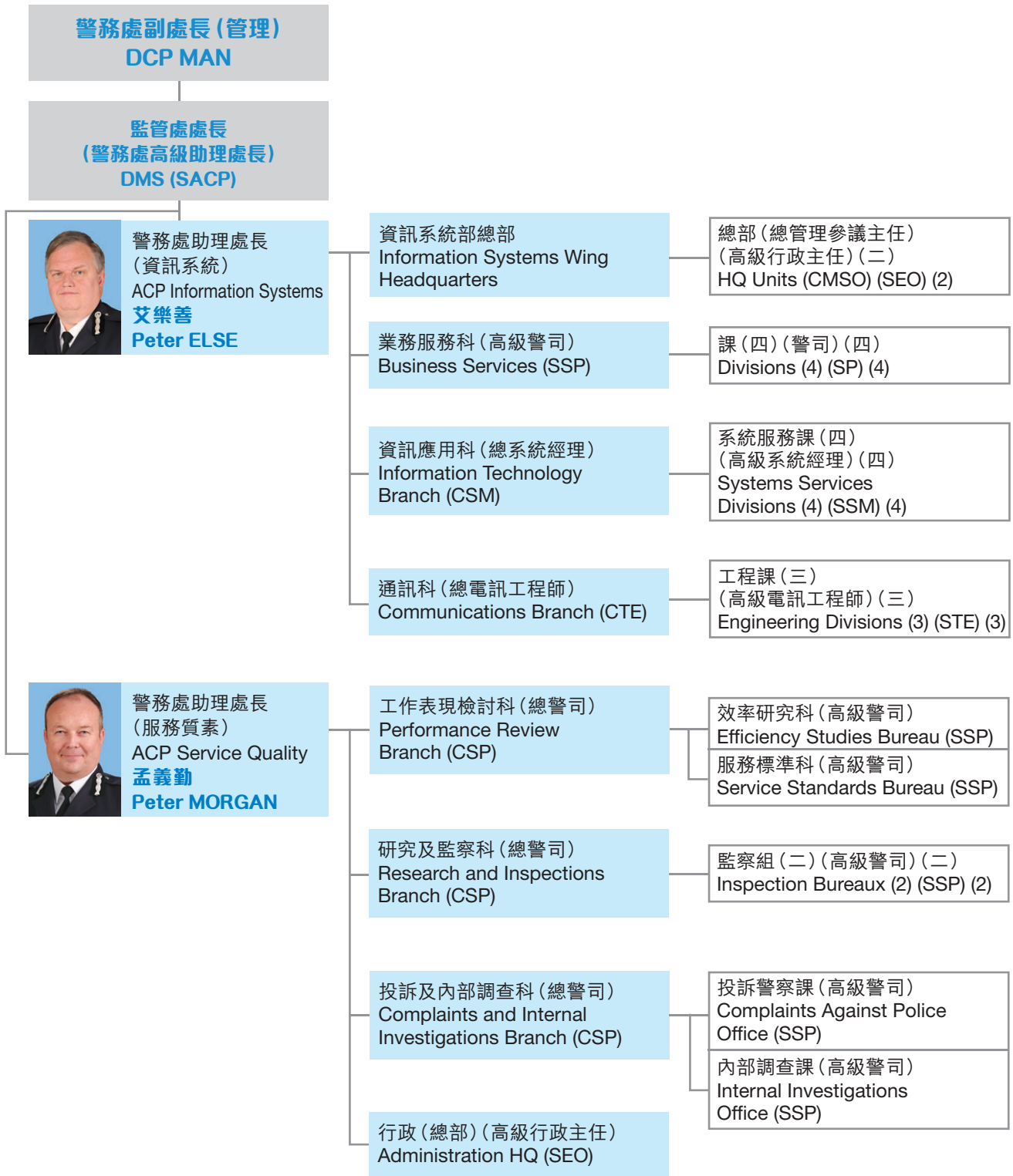
4. 丙部門 (人事及訓練處) 架構表

Organisation of “C” Department (Personnel and Training)



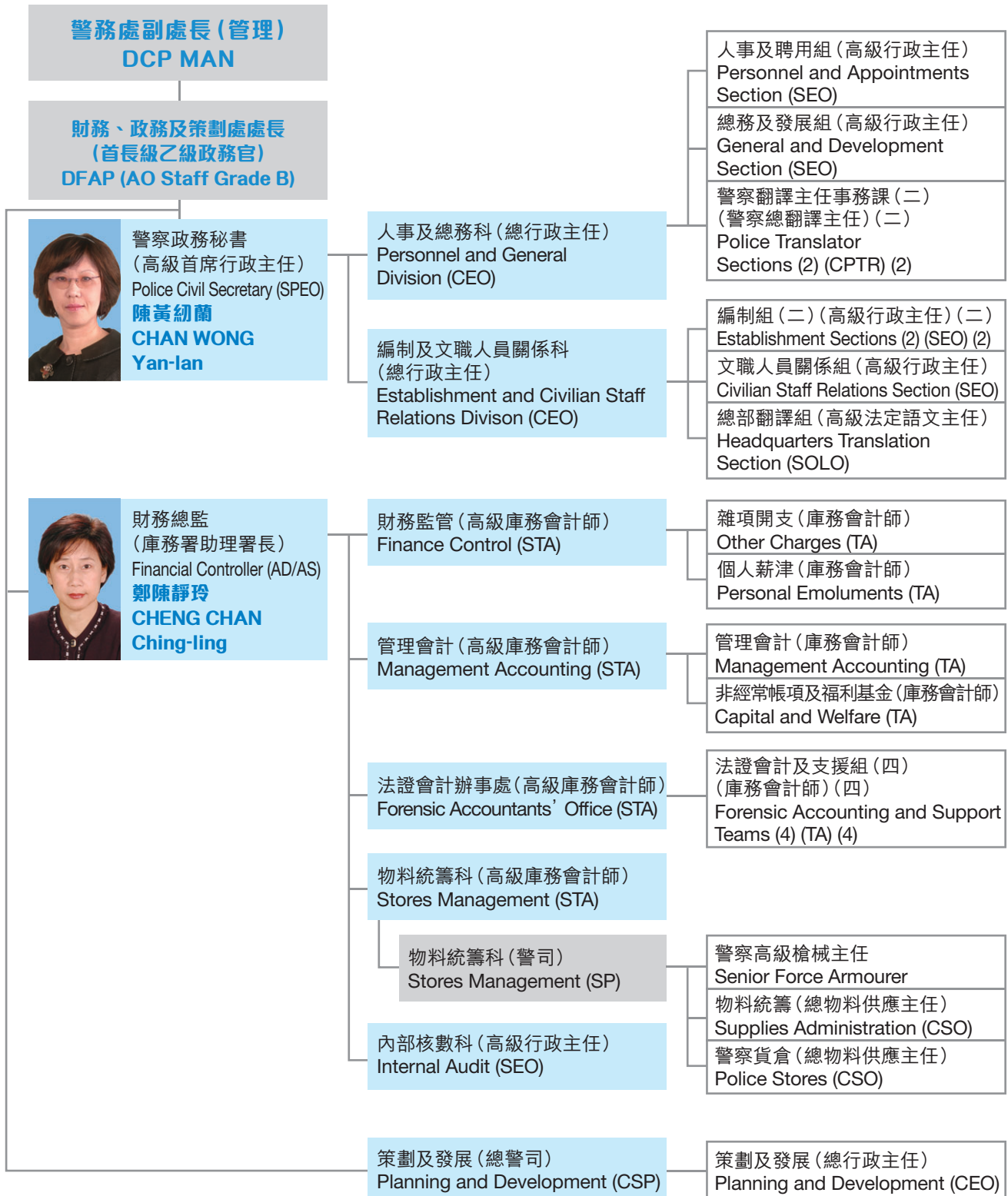
5. 丁部門 (監管處) 架構表

Organisation of “D” Department (Management Services)



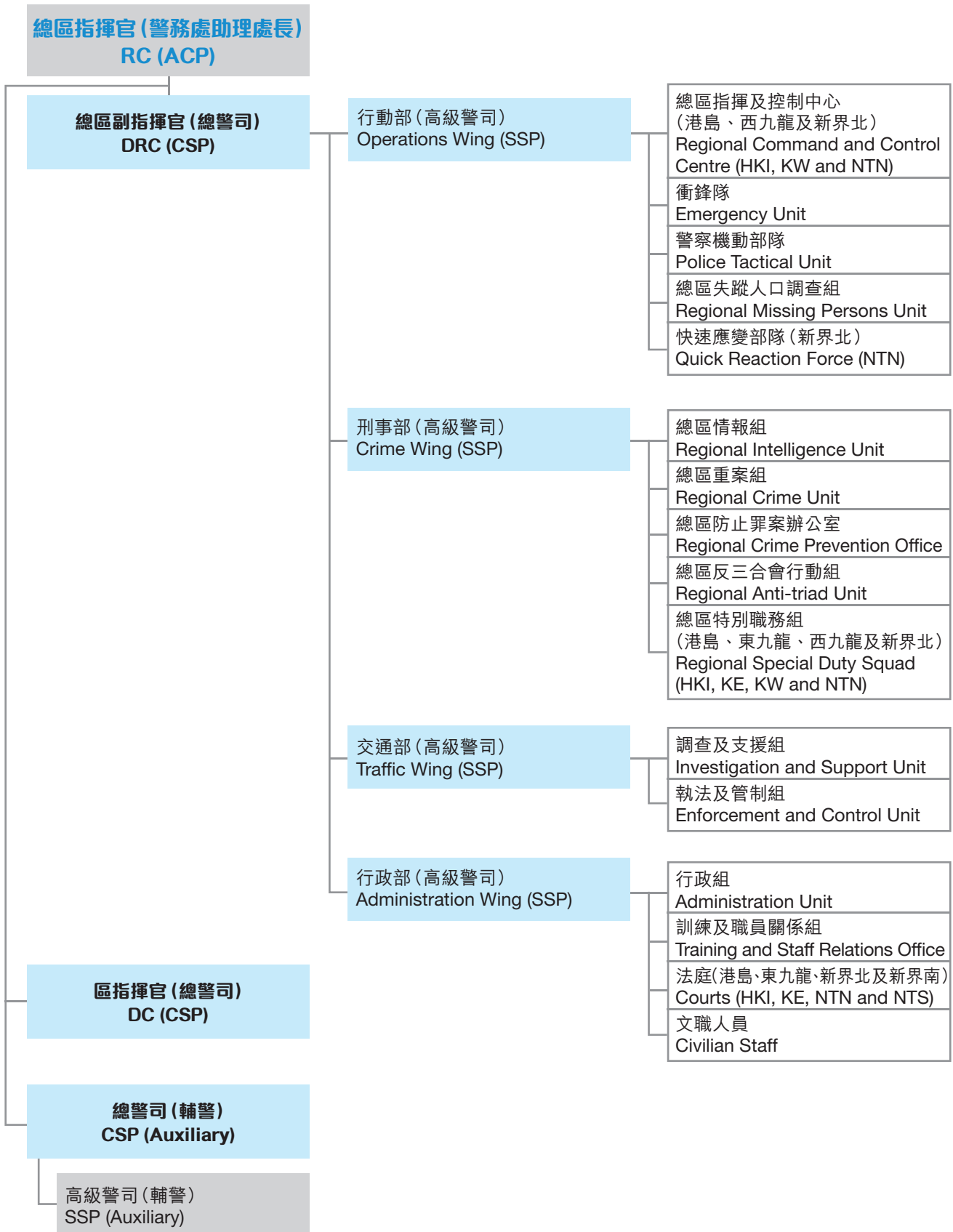
6. 戊部門 (財務、政務及策劃處) 架構表

Organisation of “E” Department (Finance, Administration and Planning)

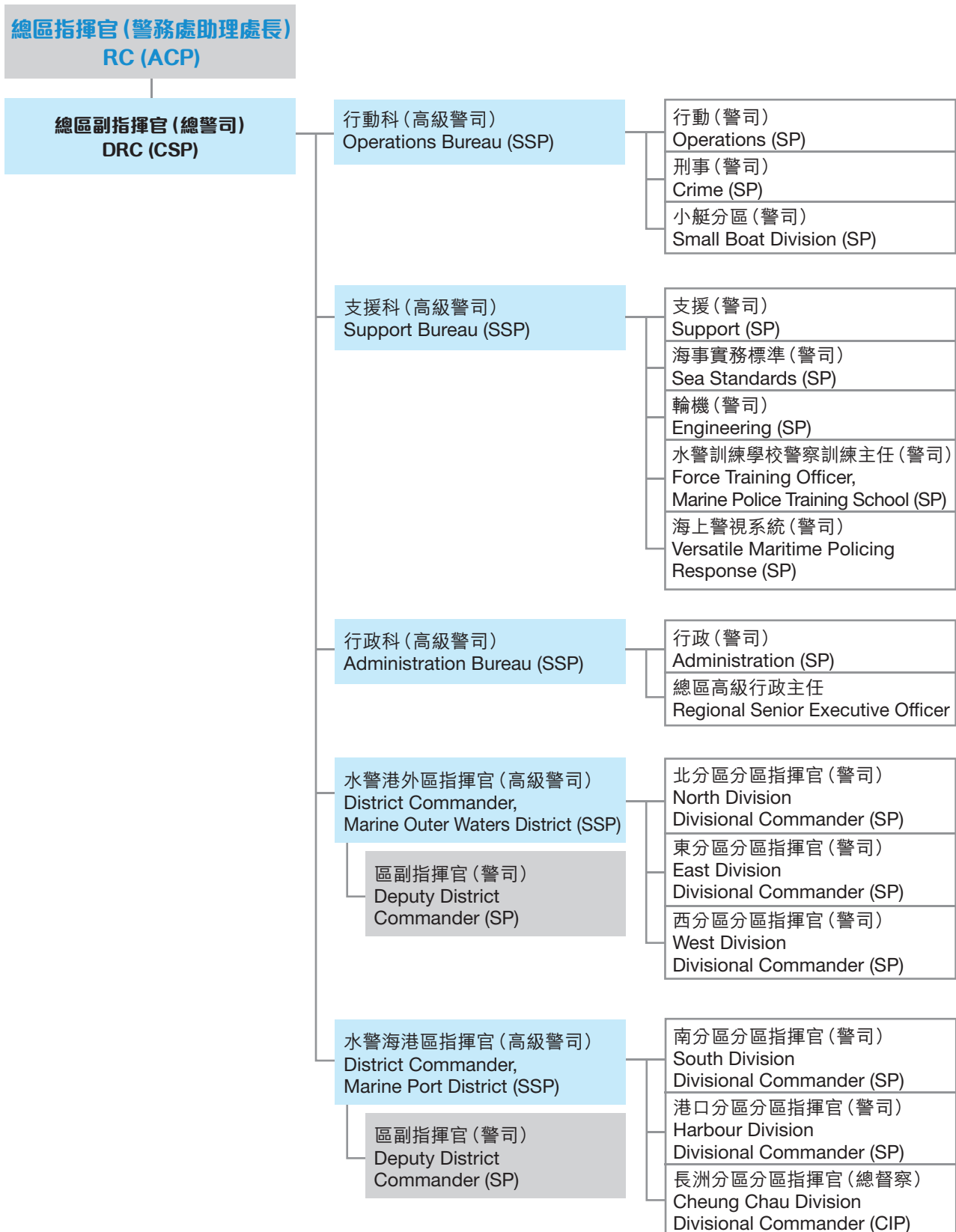


7. 陸上總區總部架構表

Organisation of Land Regional Headquarters



8. 水警總區總部架構表 Organisation of Marine Regional Headquarters



1. 編制人數與實際人數 (截至二零一一年十二月三十一日) Establishment and Strength (as at 31.12.2011)

		編制 Establishment	實際人數 Strength
香港警務處	Hong Kong Police Force		
憲委級人員	Gazetted Officer	423	434 [#]
督察級人員	Inspectorate	2 265	2 175
初級警務人員	Junior Police Officer	25 614	25 581
合計	Total	28 302	28 190
文職人員	Civilian staff	4 723	4 547
香港輔助警察隊	Hong Kong Auxiliary Police Force		
憲委級人員	Gazetted Officer	36	29
督察級人員	Inspectorate	214	121
初級警務人員	Junior Police Officer	4 250	3 723
合計	Total	4 500	3 873

[#] 包括20名退休前休假的人員。
Including 20 officers on pre-retirement leave.

2. 二零一一年授勳與嘉獎 Honours and Awards 2011

	警司級 及以上人員 Superintendent and above	督察級 人員 Inspectorate	初級 警務人員 Junior Police Officer	文職人員 Civilian Staff	合計 Total
金紫荊星章 Gold Bauhinia Star	1	-	-	-	1
香港警察卓越獎章 Hong Kong Police Medal for Distinguished Service	3	-	-	-	3
香港警察榮譽獎章 Hong Kong Police Medal for Meritorious Service	8	6	6	-	20
榮譽勳章 Medal of Honour	1	-	-	1	2
行政長官社區服務獎狀 Chief Executive's Commendation for Community Service	-	-	1	-	1
香港警察長期服務獎章 Hong Kong Police Long Service Medal	2	22	694	-	718
香港警察長期服務獎章加敘第一勳扣 Hong Kong Police Long Service Medal 1st Clasp	11	32	254	-	297
香港警察長期服務獎章加敘第二勳扣 Hong Kong Police Long Service Medal 2nd Clasp	11	43	444	-	498
香港警察長期服務獎章加敘第三勳扣 Hong Kong Police Long Service Medal 3rd Clasp	21	48	353	-	422
長期優良服務公費旅行獎勵 Long and Meritorious Service Travel Award	8	29	324	22	383
長期服務獎狀 Long and Meritorious Service Certificate	-	-	-	405	405

3. 二零一一年授勳與嘉獎名單

Honours and Awards 2011 — List of Recipients

金紫荊星章 Gold Bauhinia Star	鄧竟成先生 Mr TANG King-shing
香港警察卓越獎章 Hong Kong Police Medal for Distinguished Service	孔百德先生 Mr Peter Geoffrey HUNT 顧履勤先生 Mr Austin KERRIGAN 吳家聲先生 Mr NG Ka-sing, David
香港警察榮譽獎章 Hong Kong Police Medal for Meritorious Service	余敏華先生 Mr YU Mun-wah 彭偉賢先生 Mr Gavin Andrew BROWN 區志光先生 Mr AU Chi-kwong 戴瑞賢先生 Mr Keith DRYDEN 盧桂朗先生 Mr LO Kwai-long 韋樂純先生 Mr Christopher Jeremy WILSON 羅景富先生 Mr LAW King-fu, Anthony 吳炳權先生 Mr NG Ping-kuen, Lancelot 羅維堃先生 Mr LAW Wai-kwan 黃劍榮先生 Mr WONG Kim-wing 梁富強先生 Mr LEUNG Fu-keung 謝炳輝先生 Mr TSE Ping-fai, Adrian 繆浩明先生 Mr MIU Ho-ming 呂榮才先生 Mr LUI Wing-choy 鄭炳忠先生 Mr CHENG Bing-chung 陳兆祥先生 Mr CHAN Siu-cheung 葉少偉先生 Mr IP Siu-wai 王華年先生 Mr WONG Wah-lin 梁天帶先生 Mr LEUNG Tin-tai 關頌海先生 Mr KUAN Chong-hoi
榮譽勳章 Medal of Honour	梁立勳先生 Mr LEUNG Lap-fun 馬達麟先生 Mr MA Tat-lun
行政長官社區服務獎狀 Chief Executive's Commendation for Community Service	曾慶鴻先生 Mr TSANG Hing-hung

4. 二零一一年警務處處長嘉獎名單

Commissioner's Commendations in 2011 — List of Recipients

Rank	Name
警司 Superintendent	陳崇成先生 Mr CHAN Sung-shing 陳樂榮先生 Mr CHAN Lok-wing 陳紹基先生 Mr CHAN Siu-kei, Raymond 鄭福全先生 Mr CHENG Fuk-chuen, Paul
總督察 Chief Inspector	李應偉先生 Mr LEE Ying-wai 劉志明先生 Mr LAU Chi-ming, Ferdinand 梁嘉偉先生 Mr LEUNG Ka-wai, Kevin
高級督察 Senior Inspector	陳芷珊小姐 Miss CHAN Che-san, Teresa 張立灝先生 Mr CHEUNG Lap-ho 許康傑先生 Mr HUI Hong-kit 林志源先生 Mr LAM Chi-yuen
警長 Sergeant	湯志樟先生 Mr TONG Chi-cheung 吳不凡先生 Mr NG Put-fan 甄偉健先生 Mr YAN Wai-kin 楊耀新先生 Mr YEUNG Yiu-san
高級警員 Senior Police Constable	吳國基先生 Mr NG Kwok-kei
警員 Police Constable	關建文先生 Mr KWAN Kin-man 陳浩榮先生 Mr CHAN Ho-wing

5. 香港警務處員額分布表 (一) (截至二零一一年十二月三十一日) Distribution of Establishment (1) (as at 31.12.2011)

	警務處 處長 CP	警務處 副處長 DCP	警務處 高級助理 處長 SACP	警務處 助理 處長 ACP	總警司 CSP	高級 警司 SSP	警司 SP	總督察 CIP	高級 督察/ 督察 SIP/IP	警署 警長 SSGT	警長 SGT	警員 PC	紀律人員 合計 Disciplined Staff Total	文職人員 合計 Civilian Staff Total	紀律及 文職人員 合計 Disciplined and Civilian Staff Total
警察總部 Police Headquarters	1	2	4	8	21	45	130	245	646	293	1 274	2 619	5 288	2 033	7 321
港島總區 Hong Kong Island Region															
總區總部 Regional Headquarters	-	-	-	1	1	2	2	4	11	2	4	155	182	42	224
指揮及控制中心 Command & Control Centre	-	-	-	-	-	-	4	-	4	-	40	-	48	91	139
衝鋒隊 Emergency Unit	-	-	-	-	-	-	1	1	5	6	42	204	259	3	262
裁判法院 Magistrates' Courts	-	-	-	-	-	-	-	-	4	1	2	31	38	10	48
總區刑事總部 Regional Headquarters (Crime)	-	-	-	-	-	1	2	7	15	12	29	124	190	8	198
總區交通部 Regional Traffic District	-	-	-	-	-	1	2	3	23	11	68	268	376	48	424
中區 Central District	軍裝部 UB	-	-	-	1	1	3	7	20	39	92	523	686	76	762
	刑事部 Crime	-	-	-	-	-	1	3	12	2	15	67	100	-	100
東區 Eastern District	軍裝部 UB	-	-	-	1	1	3	7	22	36	88	461	619	77	696
	刑事部 Crime	-	-	-	-	-	1	3	12	4	19	93	132	-	132
灣仔區 Wan Chai District	軍裝部 UB	-	-	-	1	1	2	6	22	32	71	395	530	95	625
	刑事部 Crime	-	-	-	-	-	1	3	14	3	19	96	136	-	136
西區 Western District	軍裝部 UB	-	-	-	1	1	3	7	21	34	88	436	591	70	661
	刑事部 Crime	-	-	-	-	-	1	2	12	2	18	79	114	-	114
港島總區合計 Hong Kong Island Region Total				1	5	8	26	53	197	184	595	2 932	4 001	520	4 521
東九龍總區 Kowloon East Region															
總區總部 Regional Headquarters	-	-	-	1	1	2	2	5	7	1	5	135	159	46	205
衝鋒隊 Emergency Unit	-	-	-	-	-	-	1	1	5	5	40	205	257	6	263
裁判法院 Magistrates' Courts	-	-	-	-	-	-	-	-	2	2	4	70	78	17	95
總區刑事總部 Regional Headquarters (Crime)	-	-	-	-	-	1	2	7	13	10	25	110	168	9	177
總區交通部 Regional Traffic District	-	-	-	-	-	1	2	3	20	8	51	199	284	31	315
觀塘區 Kwun Tong District	軍裝部 UB	-	-	-	1	1	3	6	19	31	74	434	569	74	643
	刑事部 Crime	-	-	-	-	-	1	3	15	3	22	107	151	-	151
鐵路區 Railway District	-	-	-	-	-	1	1	2	10	20	67	280	381	24	405
秀茂坪區 Sau Mau Ping District	軍裝部 UB	-	-	-	1	1	3	7	17	27	66	368	490	60	550
	刑事部 Crime	-	-	-	-	-	1	2	10	3	15	70	101	-	101
黃大仙區 Wong Tai Sin District	軍裝部 UB	-	-	-	1	1	2	6	23	31	78	519	661	76	737
	刑事部 Crime	-	-	-	-	-	1	2	12	4	19	94	132	-	132
東九龍總區合計 Kowloon East Region Total				1	4	8	19	44	153	145	466	2 591	3 431	343	3 774
西九龍總區 Kowloon West Region															
總區總部 Regional Headquarters	-	-	-	1	1	2	2	3	11	1	6	175	202	56	258
指揮及控制中心 Command & Control Centre	-	-	-	-	-	-	4	-	8	-	64	-	76	137	213
衝鋒隊 Emergency Unit	-	-	-	-	-	-	1	1	6	6	58	254	326	5	331
總區刑事總部 Regional Headquarters (Crime)	-	-	-	-	-	1	2	9	18	16	37	151	234	6	240
總區交通部 Regional Traffic District	-	-	-	-	-	1	2	3	26	8	71	289	400	46	446
九龍城區 Kowloon City District	軍裝部 UB	-	-	-	1	1	3	7	24	35	91	512	674	91	765
	刑事部 Crime	-	-	-	-	-	1	2	12	4	18	95	132	-	132
旺角區 Mong Kok District	軍裝部 UB	-	-	-	1	1	2	6	19	23	76	378	506	85	591
	刑事部 Crime	-	-	-	-	-	1	3	17	6	23	133	183	3	186
深水埗區 Sham Shui Po District	軍裝部 UB	-	-	-	1	1	3	7	22	30	98	541	703	82	785
	刑事部 Crime	-	-	-	-	-	1	3	16	4	24	118	166	-	166
油尖區 Yau Tsim District	軍裝部 UB	-	-	-	1	1	3	7	25	34	102	570	743	105	848
	刑事部 Crime	-	-	-	-	-	1	3	18	7	25	140	194	-	194
西九龍總區合計 Kowloon West Region Total				1	5	8	26	54	222	174	693	3 356	4 539	616	5 155

5. 香港警務處員額分布表 (二) (截至二零一一年十二月三十一日) Distribution of Establishment (2) (as at 31.12.2011)

	警務處 處長	警務處 副處長	警務處 高級助 理處長	警務處 助理 處長	總警司	高級 警司	警司	總督察	高級 督察/ 督察	警署 警長	警長	警員	紀律人員 合計	文職人員 合計	紀律及 文職人員 合計
	CP	DCP	SACP	ACP	CSP	SSP	SP	CIP	SIP/IP	SSGT	SGT	PC	Disciplined Staff Total	Civilian Staff Total	Disciplined Staff and Civilian Staff Total
新界北總區 New Territories North Region															
總區總部 Regional Headquarters	-	-	-	1	1	2	2	5	12	4	29	255	311	58	369
指揮及控制中心 Command & Control Centre	-	-	-	-	-	-	4	-	8	-	64	-	76	138	214
衝鋒隊 Emergency Unit	-	-	-	-	-	-	1	1	5	5	41	206	259	7	266
裁判法院 Magistrates' Courts	-	-	-	-	-	-	-	-	2	2	4	42	50	9	59
總區刑事總部 Regional Headquarters (Crime)	-	-	-	-	-	1	2	6	13	11	25	108	166	4	170
總區交通部 Regional Traffic District	-	-	-	-	-	1	2	3	24	11	81	264	386	42	428
邊境區 Border District	軍裝部 UB	-	-	-	1	1	5	8	24	36	143	737	955	109	1 064
	刑事部 Crime	-	-	-	-	-	-	1	6	1	8	30	46	-	46
大埔區 Tai Po District	軍裝部 UB	-	-	-	1	1	3	7	23	30	87	436	588	71	659
	刑事部 Crime	-	-	-	-	-	1	3	18	2	25	123	172	-	172
屯門區 Tuen Mun District	軍裝部 UB	-	-	-	1	1	3	7	17	31	67	417	544	70	614
	刑事部 Crime	-	-	-	-	-	1	3	14	4	22	110	154	-	154
元朗區 Yuen Long District	軍裝部 UB	-	-	-	1	1	3	9	26	36	111	594	781	92	873
	刑事部 Crime	-	-	-	-	-	1	3	19	5	29	136	193	-	193
新界北總區合計 New Territories North Region Total	-	-	-	1	5	8	28	56	211	178	736	3 458	4 681	600	5 281
新界南總區 New Territories South Region															
總區總部 Regional Headquarters	-	-	-	1	1	2	2	4	8	1	5	142	166	49	215
衝鋒隊 Emergency Unit	-	-	-	-	-	-	1	1	5	5	40	208	260	6	266
裁判法院 Magistrates' Courts	-	-	-	-	-	-	-	-	2	2	4	45	53	9	62
總區刑事總部 Regional Headquarters (Crime)	-	-	-	-	-	1	2	5	14	12	26	112	172	4	176
總區交通部 Regional Traffic District	-	-	-	-	-	1	2	3	24	14	90	267	401	52	453
機場區 Airport District	軍裝部 UB	-	-	-	-	1	1	3	16	19	53	276	369	45	414
	刑事部 Crime	-	-	-	-	-	-	1	4	1	5	18	29	-	29
葵青區 Kwai Tsing District	軍裝部 UB	-	-	-	1	1	3	7	19	32	81	475	619	76	695
	刑事部 Crime	-	-	-	-	-	1	3	12	3	16	83	118	1	119
大嶼山區 Lantau District	軍裝部 UB	-	-	-	-	1	1	3	10	9	47	197	268	31	299
	刑事部 Crime	-	-	-	-	-	-	1	3	-	8	34	46	-	46
沙田區 Sha Tin District	軍裝部 UB	-	-	-	1	1	4	9	24	44	92	534	709	88	797
	刑事部 Crime	-	-	-	-	-	1	3	14	4	19	106	147	-	147
荃灣區 Tsuen Wan District	軍裝部 UB	-	-	-	1	1	2	6	16	29	70	387	512	63	575
	刑事部 Crime	-	-	-	-	-	1	3	14	3	18	81	120	1	121
新界南總區合計 New Territories South Region Total	-	-	-	1	4	9	21	52	185	178	574	2 965	3 989	425	4 414
水警總區 Marine Region															
總區總部 Regional Headquarters	-	-	-	1	1	3	8	14	32	32	77	244	412	70	482
總區刑事總部 Regional Headquarters (Crime)	-	-	-	-	-	-	1	2	5	5	10	40	63	4	67
港外區 Outer Waters District	軍裝部 UB	-	-	-	-	1	4	7	50	70	219	813	1 164	66	1 230
海港區 Port District	軍裝部 UB	-	-	-	-	1	3	6	31	37	146	492	716	46	762
	刑事部 Crime	-	-	-	-	-	-	-	-	1	5	12	18	-	18
水警總區合計 Marine Region Total	-	-	-	1	1	5	16	29	118	145	457	1 601	2 373	186	2 559
總計 Grand Total	1	2	4	14	45	91	266	533	1 732	1 297	4 795	19 522	28 302	4 723	33 025

6. 香港輔助警察隊員額分布表 (截至二零一一年十二月三十一日)

Hong Kong Auxiliary Police Distribution of Establishment (as at 31.12.2011)

	輔警總監 COMMDT HKAPF	輔警 副總監 Deputy COMMDT HKAPF	總警司 (輔警) CSP (Aux)	高級警司 (輔警) SSP (Aux)	警司 (輔警) SP (Aux)	總督察 (輔警) CIP (Aux)	高級督察 (輔警) SIP(Aux)/ IP(Aux)	警署警長 (輔警) SSGT (Aux)	警長 (輔警) SGT (Aux)	警員 (輔警) PC (Aux)	紀律人員 合計 Disciplined Staff Total
香港輔助警察隊總部 Headquarters (Aux)											
總部 Headquarters	1	1	-	4	1	-	-	-	-	-	7
學警 Recruits	-	-	-	-	-	-	-	-	-	150	150
樂隊 Band	-	-	-	-	-	-	1	1	6	30	38
合計 Total	1	1	-	4	1	-	1	1	6	180	195
港島總區(輔警) Hong Kong Island Region (Aux)											
總部 Headquarters	-	-	1	1	-	-	-	-	-	-	2
西區 Western District	-	-	-	-	1	2	8	7	35	194	247
中區 Central District	-	-	-	-	1	2	9	7	40	195	254
灣仔區 Wan Chai District	-	-	-	-	1	1	8	7	35	194	246
東區 Eastern District	-	-	-	-	1	3	8	6	34	194	246
合計 Total	-	-	1	1	4	8	33	27	144	777	995
東九龍總區(輔警) Kowloon East Region (Aux)											
總部 Headquarters	-	-	1	1	-	-	-	-	-	-	2
黃大仙區 Wong Tai Sin District	-	-	-	-	1	2	8	8	23	149	191
秀茂坪區 Sau Mau Ping District	-	-	-	-	1	2	8	8	22	149	190
觀塘區 Kwun Tong District	-	-	-	-	1	2	8	8	23	149	191
合計 Total	-	-	1	1	3	6	24	24	68	447	574
西九龍總區(輔警) Kowloon West Region (Aux)											
總部 Headquarters	-	-	1	1	-	-	-	-	-	-	2
旺角區 Mong Kok District	-	-	-	-	1	1	8	7	25	153	195
深水埗區 Sham Shui Po District	-	-	-	-	1	3	8	7	24	152	195
九龍城區 Kowloon City District	-	-	-	-	1	2	8	7	24	153	195
油尖區 Yau Tsim District	-	-	-	-	1	2	9	7	24	153	196
合計 Total	-	-	1	1	4	8	33	28	97	611	783
新界北總區(輔警) New Territories North Region (Aux)											
總部 Headquarters	-	-	1	1	-	-	-	-	-	-	2
大埔區 Tai Po District	-	-	-	-	1	2	9	10	29	186	237
屯門區 Tuen Mun District	-	-	-	-	1	3	9	10	30	186	239
元朗區 Yuen Long District	-	-	-	-	1	2	9	10	29	185	236
邊界區 Border District	-	-	-	-	1	3	8	9	29	186	236
合計 Total	-	-	1	1	4	10	35	39	117	743	950
新界南總區(輔警) New Territories South Region (Aux)											
總部 Headquarters	-	-	1	1	-	-	-	-	-	-	2
大嶼山區 Lantau District	-	-	-	-	1	1	9	5	25	131	172
葵青區 Kwai Tsing District	-	-	-	-	1	2	11	7	29	192	242
荃灣區 Tsuen Wan District	-	-	-	-	1	2	13	8	35	229	288
沙田區 Sha Tin District	-	-	-	-	1	3	15	10	37	233	299
合計 Total	-	-	1	1	4	8	48	30	126	785	1 003
總計 Grand Total	1	1	5	9	20	40	174	149	558	3 543	4 500

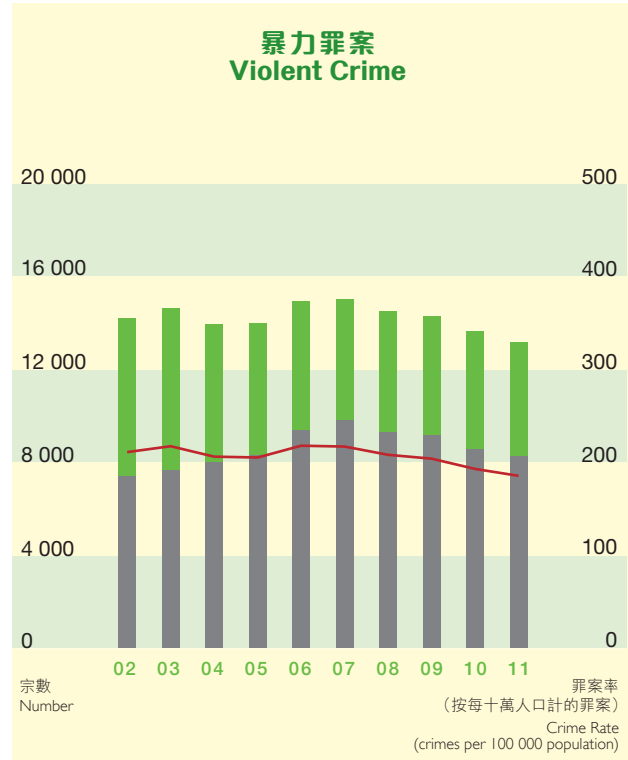
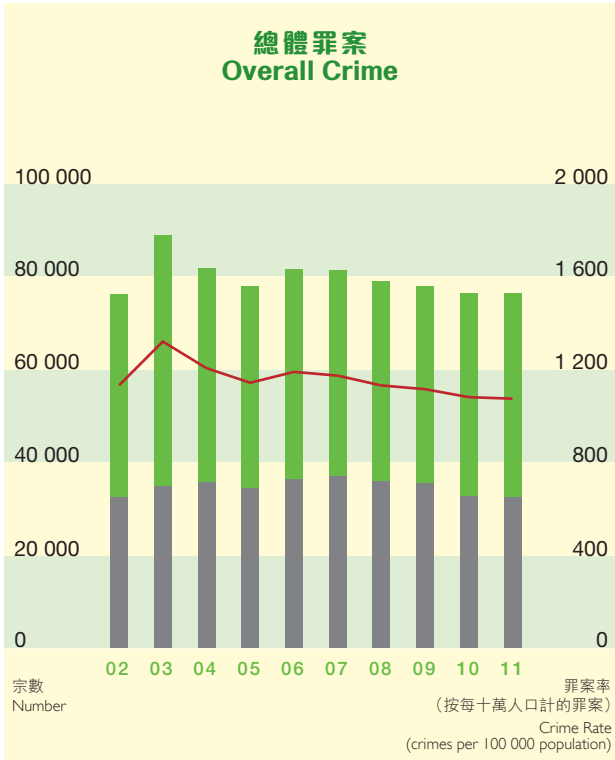
7. 二零一零至二零一一年各總區舉報罪案數字 (一) Crimes Reported by Region, 2010 and 2011 (1)

罪案 Crime	香港總區 HKI Region		東九龍總區 KE Region		西九龍總區 KW Region		新界北總區 NTN Region		新界南總區 NTS Region		水警總區 Marine Region		全港總數 Overall Hong Kong			
	2010	2011	2010	2011	2010	2011	2010	2011	2010	2011	2010	2011	2010	2011	2011年與2010年比較 2011 Compared with 2010	
															數字 Numerical	百分率 Percentage
侵犯人身的暴力罪案 Violent Crime against Person																
1 強姦 Rape	17	10	15	7	28	41	27	20	21	12	4	1	112	91	-21	-18.8
2 非禮 Indecent Assault	239	240	248	222	368	389	297	300	291	256	5	8	1 448	1 415	-33	-2.3
3 謀殺及誤殺 Murder & Manslaughter	3	3	9	3	7	2	1	4	13	4	2	1	35	17	-18	-51.4
4 意圖謀殺 Attempted Murder	-	2	-	-	1	-	-	1	1	1	-	-	2	4	+2	+100.0
5 傷人 Wounding	399	361	312	330	578	483	387	400	202	193	6	10	1 884	1 777	-107	-5.7
6 嚴重毆打 Serious Assault	881	855	1 065	921	1 293	1 320	1 181	1 194	820	821	16	16	5 256	5 127	-129	-2.5
7 襲警 Assault on Police	95	97	56	58	141	146	90	81	78	71	2	5	462	458	-4	-0.9
8 綁架及拐帶兒童 Kidnapping & Child Stealing	-	-	1	-	1	-	1	-	1	-	-	-	4	-	-4	-100.0
9 虐待兒童 Cruelty to Child	36	24	23	18	92	65	81	56	63	60	2	-	297	223	-74	-24.9
10 刑事恐嚇 Criminal Intimidation	320	335	442	422	391	438	703	599	484	462	3	3	2 343	2 259	-84	-3.6
侵犯財物的暴力罪案 Violent Crime against Property																
11 使用槍械行劫 (包括電槍) Robbery with Firearms/Arms (incl. stun guns)	-	-	-	1	-	2	-	-	-	-	-	-	-	3	+3	N.A.
12 使用類似手槍物體行劫 Robbery with Pistol-like Object	1	2	-	-	3	2	2	1	4	-	-	-	10	5	-5	-50.0
13 其他行劫 Other Robberies	98	87	109	103	272	275	197	195	91	62	1	1	768	723	-45	-5.9
14 嚴重爆竊 Aggravated Burglary	2	-	-	1	2	2	-	-	1	-	-	-	5	3	-2	-40.0
15 勒索 Blackmail	61	68	41	36	74	92	94	106	55	56	3	-	328	358	+30	+9.1
16 縱火 Arson	63	65	111	152	96	104	177	204	145	109	-	3	592	637	+45	+7.6
暴力罪案合計 Total Violent Crime (1-16)	2 215	2 149	2 432	2 274	3 347	3 361	3 238	3 161	2 270	2 107	44	48	13 546	13 100	-446	-3.3
爆竊及盜竊 Burglary & Theft																
17 爆竊 (有毀壞者) Burglary with Breaking	619	535	494	423	1 030	1 171	697	711	549	431	6	5	3 395	3 276	-119	-3.5
18 爆竊 (無毀壞者) Burglary without Breaking	161	146	195	178	310	320	238	314	220	133	19	12	1 143	1 103	-40	-3.5
19 盜竊 (搶掠) Theft (Snatching)	73	85	41	32	134	152	55	75	48	46	-	1	351	391	+40	+11.4
20 盜竊 (扒竊) Theft (Pickpocketing)	402	409	149	139	594	694	152	197	103	144	-	-	1 400	1 583	+183	+13.1
21 盜竊 (店舖盜竊) Theft (Shop Theft)	2 152	2 054	1 914	1 705	2 301	2 147	1 871	1 999	1 851	1 916	6	8	10 095	9 829	-266	-2.6
22 車輛內盜竊 Theft from Vehicle	231	123	321	264	563	445	354	322	283	269	-	-	1 752	1 423	-329	-18.8
23 擅自取去交通工具 (失車) Taking Conveyance without Authority (Missing Motor Vehicles)	78	63	136	115	133	206	424	295	188	210	2	1	961	890	-71	-7.4
	(72)	(62)	(134)	(104)	(134)	(206)	(425)	(293)	(186)	(204)	(1)	(-)	(952)	(869)	(-83)	(-8.7)
24 偷電 Abstracting of Electricity	5	3	3	4	5	7	25	22	4	5	-	-	42	41	-1	-2.4
25 地盤盜竊 Theft from Construction Site	108	116	136	119	133	181	183	221	124	103	-	1	684	741	+57	+8.3
26 其他雜項盜竊 Other Miscellaneous Thefts	3 738	3 665	2 835	2 907	5 381	5 761	3 751	4 127	3 317	3 634	36	34	19 058	20 128	+1 070	+5.6
27 接贓 Handling Stolen Goods	6	13	2	14	30	25	30	33	17	23	-	-	85	108	+23	+27.1
詐騙及偽造文件 Fraud & Forgery																
28 詐騙 Deception	1 145	1 249	1 097	1 093	1 567	1 597	924	1 101	914	1 093	5	1	5 652	6 134	+482	+8.5
29 商業騙案 Business Fraud	19	25	3	2	11	2	3	1	2	3	-	-	38	33	-5	-13.2
30 偽造文件及假錢 Forgery and Coinage	296	271	114	113	381	328	154	156	142	119	7	-	1 094	987	-107	-9.8
色情罪行 Sexual Offences																
31 非法性行為 Unlawful Sexual Intercourse	22	23	69	62	47	49	78	108	59	57	1	1	276	300	+24	+8.7
32 經營色情場所 Keeping Vice Establishments	4	13	3	1	240	212	4	6	5	2	-	-	256	234	-22	-8.6
33 淫媒/操控賣淫 Procuring/Controlling of Prostitution	27	29	3	4	27	70	12	6	5	15	-	-	74	124	+50	+67.6
34 粗穢性行為罪行 Unnatural Offences	2	3	4	-	12	3	4	5	3	4	-	-	25	15	-10	-40.0
35 其他違背社會道德的罪行 Other Offences against Public Morality	32	26	25	20	62	55	26	35	30	22	-	-	175	158	-17	-9.7

7. 二零一零至二零一一年各總區舉報罪案數字 (二) Crimes Reported by Region, 2010 and 2011 (2)

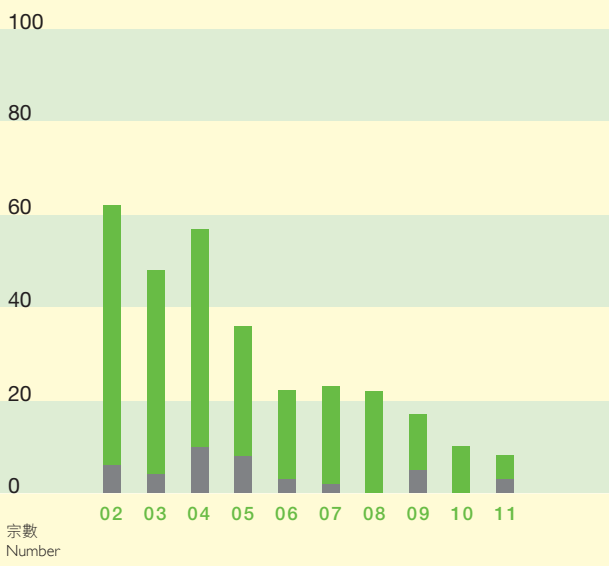
罪案 Crime	香港總區 HKI Region		東九龍總區 KE Region		西九龍總區 KW Region		新界北總區 NTN Region		新界南總區 NTS Region		水警總區 Marine Region		全港總數 Overall Hong Kong			
	2010	2011	2010	2011	2010	2011	2010	2011	2010	2011	2010	2011	2011年與2010年比較 2011 Compared with 2010			
													數字 Numerical	百分率 Percentage		
嚴重毒品罪行 Serious Narcotics Offences																
36 製煉毒品 Manufacturing of Dangerous Drugs	1	-	3	1	2	5	3	1	3	5	-	-	12	12	-	-
37 販運毒品 Trafficking in Dangerous Drugs	100	101	122	120	400	329	207	200	137	115	1	9	967	874	-93	-9.6
38 藏有毒品 Possession of Dangerous Drugs	145	132	152	132	326	305	354	350	229	222	9	12	1 215	1 153	-62	-5.1
39 其他嚴重毒品罪行 Other Serious Narcotics Offences	-	1	-	2	-	2	2	1	-	-	-	-	2	6	+4	+200.0
違背合法權力的罪行 Offences against Lawful Authority																
40 誤導/提供虛假消息予警方 Misleading/Giving False Information to Police	31	43	30	28	51	48	88	73	48	50	1	1	249	243	-6	-2.4
41 發假誓 Perjury	19	16	2	2	6	6	9	7	1	3	-	-	37	34	-3	-8.1
42 拒捕 Resisting Arrest	51	44	28	27	80	96	47	45	42	35	-	2	248	249	+1	+0.4
43 逃走及非法劫回 Escape and Rescue	1	-	2	2	2	2	2	1	1	1	1	-	9	6	-3	-33.3
44 其他違背合法權力的罪行 Other Offences against Lawful Authority	14	14	16	11	14	16	23	18	17	9	-	-	84	68	-16	-19.0
嚴重非法入境罪行 Serious Immigration Offences																
45 協助及教唆非法入境者 Aiding and Abetting of Illegal Immigrants	6	1	7	5	12	5	16	1	7	4	6	6	54	22	-32	-59.3
46 使用屬於他人的身分證 Using Identity Card Relating to Another	26	24	4	11	54	38	22	17	12	14	-	-	118	104	-14	-11.9
47 其他嚴重入境罪行 Other Serious Immigration Offences	63	39	12	14	139	66	57	41	32	17	12	6	315	183	-132	-41.9
雜項罪案 Miscellaneous Crimes																
48 刑事毀壞 Criminal Damage	1 081	1 160	1 482	1 397	1 303	1 474	1 640	1 738	1 298	1 279	10	9	6 814	7 057	+243	+3.6
49 其他侵犯人身的罪行 Other Offences against Person	8	11	6	6	31	40	28	16	21	14	-	-	94	87	-7	-7.4
50 在公眾地方行為不檢/打鬥 Disorder/Fighting in Public Place	189	191	250	224	342	376	257	270	220	193	3	5	1 261	1 259	-2	-0.2
51 妨礙公安罪行 Offences against Public Order	6	7	5	5	3	10	15	16	7	10	-	-	36	48	+12	+33.3
52 非法會社罪行 Unlawful Society Offences	105	87	103	101	139	172	92	147	98	111	1	1	538	619	+81	+15.1
53 借貸 Money Lending	14	6	6	8	10	11	6	11	24	23	-	-	60	59	-1	-1.7
54 嚴重賭博罪行 Serious Gambling Offences	20	13	61	21	89	70	64	43	53	58	1	-	288	205	-83	-28.8
55 串謀 Conspiracy	31	33	2	6	13	9	6	13	4	7	-	1	56	69	+13	+23.2
56 高空墮物 Object Dropped from Building	231	134	498	351	250	196	231	116	237	147	-	-	1 447	944	-503	-34.8
57 其他罪案 Other Crime	256	369	140	146	198	193	152	128	246	219	-	-	992	1 055	+63	+6.4
其他罪案合計 Total Other Crime (17-57)	11 518	11 277	10 475	9 815	16 425	16 894	12 306	12 987	10 601	10 765	127	116	61 452	61 854	+402	+0.7
防範性罪案 Preventive Crime																
58 藏有槍械及彈藥 Possession of Arms and Ammunition	7	6	4	2	13	15	14	13	97	84	1	1	136	121	-15	-11.0
59 藏有攻擊性武器 Possession of Offensive Weapon	64	88	65	70	135	144	121	102	70	58	3	2	458	464	+6	+1.3
60 身懷盜竊工具 Going Equipped for Stealing	6	13	18	15	18	33	36	47	21	23	2	2	101	133	+32	+31.7
61 藏有非法工具 Possession of Unlawful Instrument	6	1	2	4	13	17	8	4	12	6	-	-	41	32	-9	-22.0
62 干擾車輛 Tampering with Vehicle	4	4	2	2	6	6	10	6	10	7	-	-	32	25	-7	-21.9
63 非法典當罪行 Unlawful Pawning Offences	1	3	2	2	7	1	3	1	8	1	-	-	21	8	-13	-61.9
64 遊蕩 Loitering	43	47	27	40	55	51	26	35	26	26	1	-	178	199	+21	+11.8
防範性罪案合計 Total Preventive Crime (58-64)	131	162	120	135	247	267	218	208	244	205	7	5	967	982	+15	+1.6
總計 Grand Total	13 864	13 588	13 027	12 224	20 019	20 522	15 762	16 356	13 115	13 077	178	169	75 965	75 936	-29	-0.04

8. 二零零二至二零一一年罪案表 (一) Crimes Charts 2002-2011 (1)



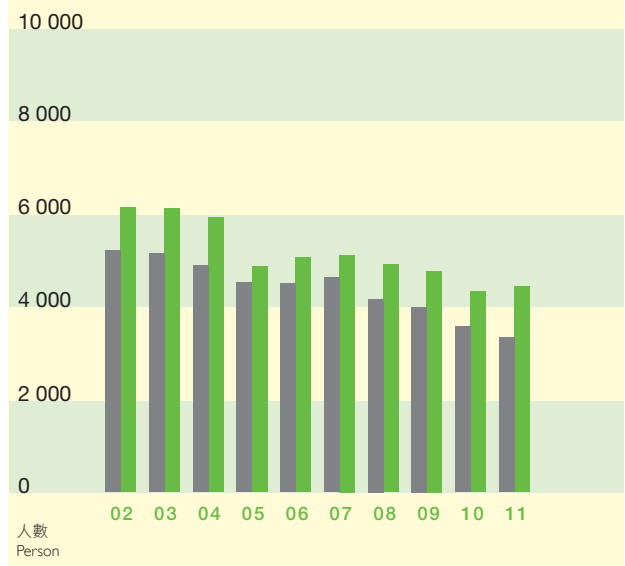
■ 未破案 Undetected
 ■ 破案 Detected
 — 罪案率 Crime Rate

涉及使用槍械(包括電槍)及類似手槍物體的劫案 Robbery Involving Firearms/Arms (including stun guns) and Pistol-like Objects



■ 槍械(包括電槍) Firearms/Arms (including stun guns)
 ■ 類似手槍物體 Pistol-like Objects

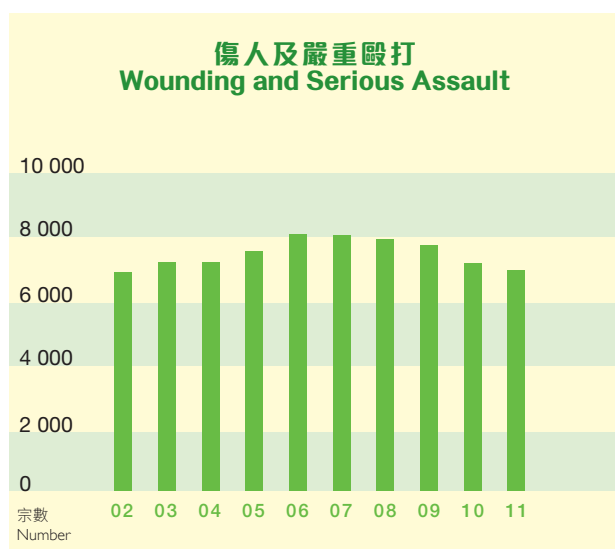
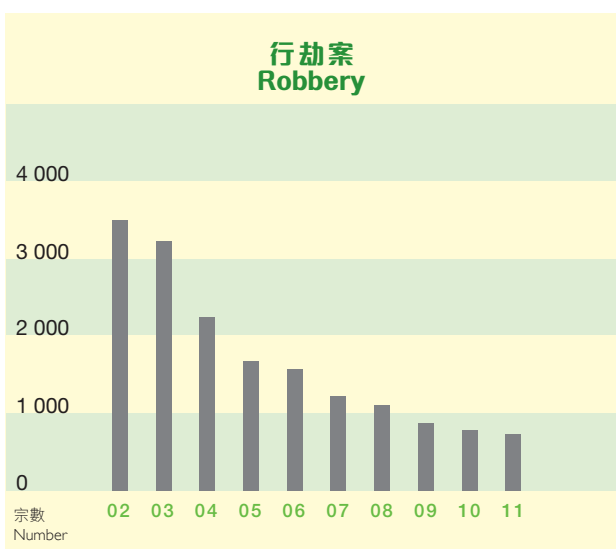
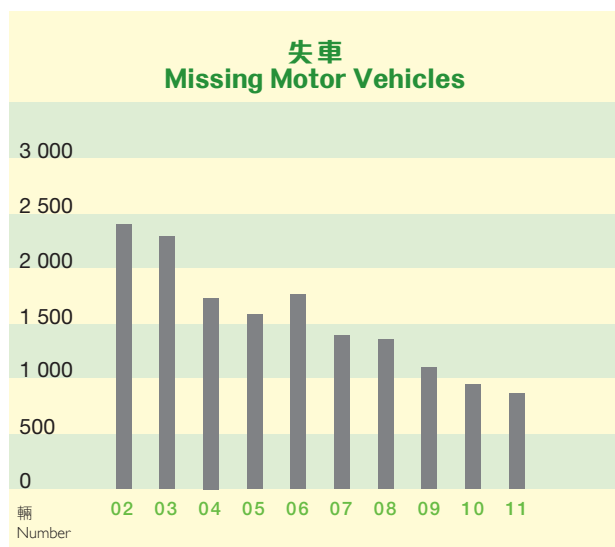
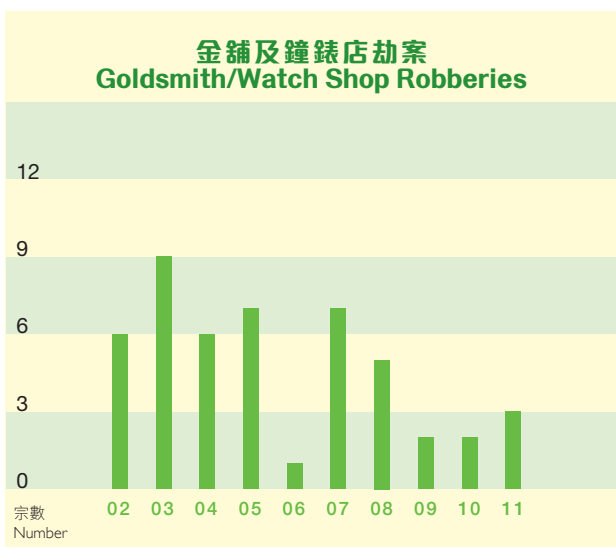
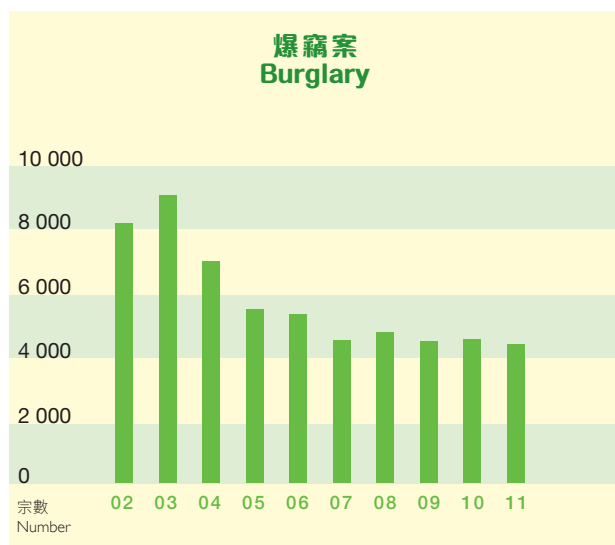
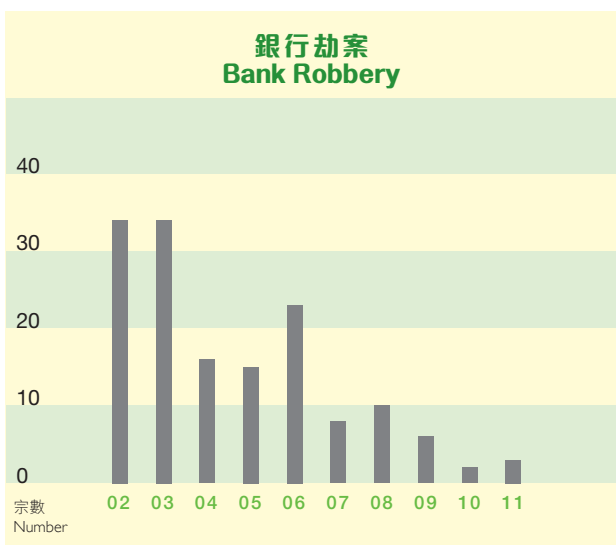
青少年犯罪被捕人數 Juveniles and Young Persons Arrested for Crime



■ 少年罪犯(10至15歲) Juveniles (Aged 10 - 15)
 ■ 青年罪犯(16至20歲) Young Persons (Aged 16 - 20)

註：少年罪犯年齡在2003年7月以前是7至15歲。其後由於刑事責任的最低年齡有所改變，故此改為10至15歲。
 Note: Juveniles refer to those aged 7-15 prior to July 2003. They refer to those aged 10-15 thereafter due to the change of minimum age of criminal liability.

8. 二零零二至二零一一年罪案表(二) Crimes Charts 2002-2011 (2)



9. 二零一零及二零一一年報案與破案數字及破案率

Crimes Reported, Detected and Detection Rate, 2010 and 2011

罪案 Crime	2010			2011		
	報案數字 Crimes Reported	破案數字 Crimes Detected	破案率 (%) Detection Rate (%)	報案數字 Crimes Reported	破案數字 Crimes Detected	破案率 (%) Detection Rate (%)
侵犯人身的暴力罪案 Violent Crime against Person						
1 強姦 Rape	112	106	94.6	91	83	91.2
2 非禮 Indecent Assault	1 448	1 043	72.0	1 415	1 023	72.3
3 謀殺及誤殺 Murder & Manslaughter	35	32	91.4	17	16	94.1
4 意圖謀殺 Attempted Murder	2	2	100.0	4	4	100.0
5 傷人 Wounding	1 884	1 119	59.4	1 777	1 088	61.2
6 嚴重毆打 Serious Assault	5 256	3 600	68.5	5 127	3 607	70.4
7 襲警 Assault on Police	462	459	99.4	458	452	98.7
8 綁架及拐帶兒童 Kidnapping & Child Stealing	4	4	100.0	-	-	-
9 虐待兒童 Cruelty to Child	297	280	94.3	223	202	90.6
10 刑事恐嚇 Criminal Intimidation	2 343	1 376	58.7	2 259	1 232	54.5
侵犯財物的暴力罪案 Violent Crime against Property						
11 使用槍械行劫 (包括電槍) Robbery with Firearms/Arms (incl. stun guns)	-	-	-	3	1	33.3
12 使用類似手槍物體行劫 Robbery with Pistol-like Object	10	4	40.0	5	2	40.0
13 其他行劫 Other Robberies	768	201	26.2	723	239	33.1
14 嚴重爆竊 Aggravated Burglary	5	2	40.0	3	-	-
15 勒索 Blackmail	328	207	63.1	358	185	51.7
16 縱火 Arson	592	89	15.0	637	126	19.8
暴力罪案合計 (1-16) Total Violent Crime (1-16)	13 546	8 524	62.9	13 100	8 260	63.1
爆竊及盜竊 Burglary & Theft						
17 爆竊 (有毀壞者) Burglary with Breaking	3 395	258	7.6	3 276	313	9.6
18 爆竊 (無毀壞者) Burglary without Breaking	1 143	169	14.8	1 103	171	15.5
19 盜竊 (搶掠) Theft (Snatching)	351	86	24.5	391	98	25.1
20 盜竊 (扒竊) Theft (Pickpocketing)	1 400	242	17.3	1 583	242	15.3
21 盜竊 (店舖盜竊) Theft (Shop Theft)	10 095	7 407	73.4	9 829	7 487	76.2
22 車輛內盜竊 Theft from Vehicle	1 752	212	12.1	1 423	170	11.9
23 擅自取去交通工具 Taking Conveyance without Authority	961	155	16.1	890	152	17.1
24 偷電 Abstracting of Electricity	42	29	69.0	41	27	65.9
25 地盤盜竊 Theft from Construction Site	684	85	12.4	741	95	12.8
26 其他雜項盜竊 Other Miscellaneous Thefts	19 058	4 322	22.7	20 128	4 536	22.5
27 接贓 Handling Stolen Goods	85	80	94.1	108	105	97.2
詐騙及偽造文件 Fraud & Forgery						
28 詐騙 Deception	5 652	1 050	18.6	6 134	1 285	20.9
29 商業騙案 Business Fraud	38	32	84.2	33	28	84.8
30 偽造文件及假錢 Forgery and Coinage	1 094	680	62.2	987	573	58.1
色情罪行 Sexual Offences						
31 非法性行為 Unlawful Sexual Intercourse	276	216	78.3	300	232	77.3
32 經營色情場所 Keeping Vice Establishments	256	256	100.0	234	234	100.0
33 淫媒/操控賣淫 Procuring/Controlling of Prostitution	74	70	94.6	124	123	99.2
34 粗獷性行為為罪行 Unnatural Offences	25	22	88.0	15	13	86.7
35 其他違背社會道德的罪行 Other Offences against Public Morality	175	158	90.3	158	136	86.1
嚴重毒品罪行 Serious Narcotics Offences						
36 製煉毒品 Manufacturing of Dangerous Drugs	12	12	100.0	12	12	100.0
37 販運毒品 Trafficking in Dangerous Drugs	967	964	99.7	874	872	99.8
38 藏有毒品 Possession of Dangerous Drugs	1 215	1 214	99.9	1 153	1 152	99.9
39 其他嚴重毒品罪行 Other Serious Narcotics Offences	2	2	100.0	6	6	100.0
違背合法權力的罪行 Offences against Lawful Authority						
40 誤導/提供虛假消息予警方 Misleading/Giving False Information to Police	249	225	90.4	243	206	84.8
41 發假誓 Perjury	37	26	70.3	34	30	88.2
42 拒捕 Resisting Arrest	248	248	100.0	249	248	99.6
43 逃走及非法劫回 Escape and Rescue	9	9	100.0	6	5	83.3
44 其他違背合法權力的罪行 Other Offences against Lawful Authority	84	71	84.5	68	53	77.9
嚴重非法入境罪行 Serious Immigration Offences						
45 協助及教唆非法入境者 Aiding and Abetting of Illegal Immigrants	54	48	88.9	22	20	90.9
46 使用屬於他人的身分證 Using Identity Card Relating to Another	118	98	83.1	104	86	82.7
47 其他嚴重入境罪行 Other Serious Immigration Offences	315	312	99.0	183	182	99.5
雜項罪案 Miscellaneous Crimes						
48 刑事毀壞 Criminal Damage	6 814	1 377	20.2	7 057	1 466	20.8
49 其他侵犯人身的罪行 Other Offences against Person	94	81	86.2	87	68	78.2
50 在公眾地方行為不檢/打鬥 Disorder/Fighting in Public Place	1 261	1 232	97.7	1 259	1 227	97.5
51 妨礙公安罪行 Offences against Public Order	36	33	91.7	48	45	93.8
52 非法會社罪行 Unlawful Society Offences	538	394	73.2	619	473	76.4
53 借貸 Money Lending	60	44	73.3	59	45	76.3
54 嚴重賭博罪行 Serious Gambling Offences	288	285	99.0	205	201	98.0
55 串謀 Conspiracy	56	50	89.3	69	61	88.4
56 高空墮物 Object Dropped from Building	1 447	451	31.2	944	268	28.4
57 其他罪案 Other Crime	992	406	40.9	1 055	362	34.3
其他罪案合計 (17-57) Total Other Crime (17-57)	61 452	23 111	37.6	61 854	23 108	37.4
防範性罪案 Preventive Crime						
58 藏有槍械及彈藥 Possession of Arms and Ammunition	136	134	98.5	121	116	95.9
59 藏有攻擊性武器 Possession of Offensive Weapon	458	445	97.2	464	443	95.5
60 身懷盜竊工具 Going Equipped for Stealing	101	100	99.0	133	133	100.0
61 藏有非法工具 Possession of Unlawful Instrument	41	41	100.0	32	32	100.0
62 干擾車輛 Tampering with Vehicle	32	24	75.0	25	24	96.0
63 非法典當罪行 Unlawful Pawning Offences	21	17	81.0	8	8	100.0
64 遊蕩 Loitering	178	152	85.4	199	170	85.4
防範性罪案合計 (58-64) Total Preventive Crime (58-64)	967	913	94.4	982	926	94.3
總計 Grand Total	75 965	32 548	42.8	75 936	32 294	42.5

10. 二零一一年按年齡組別及性別統計的被捕人數 Persons Arrested by Age Group and Sex, 2011

罪案 Crime	少年罪犯 Juveniles		青年罪犯 Young Persons		21 - 30		成年罪犯 Adults		61 & over		罪犯總數 Grand Total		
	10 - 15	16 - 20	16 - 20	21 - 30	21 - 30	31 - 60	31 - 60	61 & over	61 & over	男 M	女 F	男 M	女 F
侵犯人身的暴力罪案 Violent Crime against Person													
1 強姦 Rape	2	-	19	-	42	-	26	-	2	-	91	-	
2 非禮 Indecent Assault	119	3	87	1	189	3	428	2	104	-	927	9	
3 謀殺及誤殺 Murder & Manslaughter	-	-	2	-	2	2	6	5	2	-	12	7	
4 意圖謀殺 Attempted Murder	-	-	-	-	-	-	2	1	-	-	2	1	
5 傷人 Wounding	91	6	324	8	351	27	486	123	85	14	1 337	178	
6 嚴重毆打 Serious Assault	323	71	377	42	522	146	1 460	571	207	55	2 889	885	
7 襲警 Assault on Police	-	1	16	3	67	10	103	22	5	-	191	36	
8 綁架及拐帶兒童 Kidnapping & Child Stealing	-	-	-	-	-	-	-	-	-	-	-	-	
9 虐待兒童 Cruelty to Child	-	-	1	1	12	28	64	88	3	1	80	118	
10 刑事恐嚇 Criminal Intimidation	53	42	67	8	140	30	679	160	124	3	1 063	243	
侵犯財物的暴力罪案 Violent Crime against Property													
11 使用槍械行劫(包括電槍) Robbery with Firearms/Arms (incl. stun guns)	-	-	-	-	-	-	1	-	-	-	1	-	
12 使用類似手槍物體行劫 Robbery with Pistol-like Object	-	-	1	-	-	-	3	-	-	-	4	-	
13 其他行劫 Other Robberies	89	25	110	5	73	1	97	3	2	-	371	34	
14 嚴重爆竊 Aggravated Burglary	-	-	-	-	-	-	-	-	-	-	-	-	
15 勒索 Blackmail	50	13	46	3	89	13	90	13	5	1	280	43	
16 縱火 Arson	46	12	21	3	26	1	41	6	3	1	137	23	
暴力罪案合計 (1-16) Total Violent Crime (1-16)	773	173	1 071	74	1 513	261	3 486	994	542	75	7 385	1 577	
爆竊及盜竊 Burglary & Theft													
17 爆竊(有毀壞者) Burglary with Breaking	13	-	37	7	74	12	191	13	7	-	322	32	
18 爆竊(無毀壞者) Burglary without Breaking	38	4	30	-	39	-	106	4	3	-	216	8	
19 盜竊(搶掠) Theft (Snatching)	15	1	22	1	27	1	26	1	2	-	92	4	
20 盜竊(扒竊) Theft (Pickpocketing)	-	-	3	1	33	6	198	32	8	1	242	40	
21 盜竊(店舖盜竊) Theft (Shop Theft)	443	436	149	189	275	435	1 844	2 238	578	873	3 289	4 171	
22 車輛內盜竊 Theft from Vehicle	10	3	9	-	18	1	116	2	4	-	157	6	
23 擅自取去交通工具 Taking Conveyance without Authority	3	-	39	4	41	-	75	1	-	-	158	5	
24 偷電 Abstracting of Electricity	-	-	-	-	3	1	17	7	5	-	25	8	
25 地盤盜竊 Theft from Construction Site	5	-	2	-	6	-	79	9	9	1	101	10	
26 其他雜項盜竊 Other Miscellaneous Thefts	521	106	460	102	760	502	1 827	859	183	50	3 751	1 619	
27 接觸 Handling Stolen Goods	22	3	16	2	15	6	45	20	1	1	99	32	
詐騙及偽造文件 Fraud & Forgery													
28 詐騙 Deception	8	12	119	37	269	104	674	351	126	70	1 196	574	
29 商業騙案 Business Fraud	-	-	-	-	1	-	8	16	1	1	10	17	
30 偽造文件及假錢 Forgery and Coinage	5	-	45	6	134	47	276	138	16	6	476	197	
色情罪行 Sexual Offences													
31 非法性行為 Unlawful Sexual Intercourse	58	-	131	-	30	-	11	-	1	-	231	-	
32 經營色情場所 Keeping Vice Establishments	-	-	3	-	27	-	161	84	7	3	198	87	
33 淫媒/操控賣淫 Procuring/Controlling of Prostitution	-	6	2	-	16	4	18	6	1	1	37	17	
34 粗獷性行為為罪行 Unnatural Offences	-	-	2	-	3	-	5	-	-	-	10	-	
35 其他違背社會道德的罪行 Other Offences against Public Morality	13	2	18	3	29	1	53	3	2	-	115	9	
嚴重毒品罪行 Serious Narcotics Offences													
36 製煉毒品 Manufacturing of Dangerous Drugs	-	-	2	1	11	3	6	2	1	-	20	6	
37 販運毒品 Trafficking in Dangerous Drugs	36	7	256	71	331	86	414	130	24	2	1 061	296	
38 藏有毒品 Possession of Dangerous Drugs	30	7	216	65	580	121	319	64	14	-	1 159	257	
39 其他嚴重毒品罪行 Other Serious Narcotics Offences	1	-	1	-	-	-	6	4	1	-	9	4	
違背合法權力的罪行 Offences against Lawful Authority													
40 誤導/提供虛假消息予警方 Misleading/Giving False Information to Police	16	5	13	12	34	12	76	25	6	1	145	55	
41 發假誓 Perjury	-	-	3	1	2	2	12	14	2	-	19	17	
42 拒捕 Resisting Arrest	2	-	24	3	51	2	80	14	7	1	164	20	
43 逃走及非法劫回 Escape and Rescue	-	-	2	-	-	-	1	-	-	-	3	-	
44 其他違背合法權力的罪行 Other Offences against Lawful Authority	-	-	1	1	10	2	28	6	5	-	44	9	
嚴重非法入境罪行 Serious Immigration Offences													
45 協助及教唆非法入境者 Aiding and Abetting of Illegal Immigrants	-	-	-	2	2	3	11	5	-	1	13	11	
46 使用屬於他人的身分證 Using Identity Card Relating to Another	1	2	2	3	17	14	33	15	-	-	53	34	
47 其他嚴重入境罪行 Other Serious Immigration Offences	1	-	3	-	27	13	97	48	1	-	129	61	
雜項罪案 Miscellaneous Crimes													
48 刑事毀壞 Criminal Damage	106	30	193	13	364	51	766	152	83	17	1 512	263	
49 其他侵犯人身的罪行 Other Offences against Person	3	4	27	2	40	2	23	1	-	-	93	9	
50 在公眾地方行為不檢/打鬥 Disorder/Fighting in Public Place	64	16	173	18	487	106	1 220	476	179	47	2 123	663	
51 妨礙公安罪行 Offences against Public Order	106	9	222	9	199	18	127	7	1	-	655	43	
52 非法社會罪行 Unlawful Society Offences	101	7	210	12	125	5	139	6	6	-	581	30	
53 借貸 Money Lending	1	-	19	2	41	7	49	13	1	-	111	22	
54 嚴重賭博罪行 Serious Gambling Offences	-	-	1	-	21	3	106	84	33	6	161	93	
55 串謀 Conspiracy	2	-	16	3	34	9	71	26	7	3	130	41	
56 高空墮物 Object Dropped from Building	5	-	2	1	31	14	126	54	20	16	184	85	
57 其他罪案 Other Crime	13	5	32	7	114	24	233	73	17	4	409	113	
其他罪案合計 (17 - 57) Total Other Crime (17 - 57)	1 642	665	2 505	578	4 321	1 617	9 673	5 003	1 362	1 105	19 503	8 968	
防範性罪案 Preventive Crime													
58 藏有槍械及彈藥 Possession of Arms and Ammunition	1	-	2	4	21	10	64	18	7	1	95	33	
59 藏有攻擊性武器 Possession of Offensive Weapon	41	5	66	9	92	9	136	33	18	2	353	58	
60 身懷盜竊工具 Going Equipped for Stealing	23	1	11	-	28	1	62	2	4	1	128	5	
61 藏有非法工具 Possession of Unlawful Instrument	2	-	4	-	5	-	18	-	-	-	29	-	
62 干擾車輛 Tampering with Vehicle	5	-	3	-	4	1	9	2	1	-	22	3	
63 非法典當罪行 Unlawful Pawning Offences	-	-	-	-	2	-	-	1	-	-	2	1	
64 遊蕩 Loitering	12	-	23	-	51	-	73	1	4	1	163	2	
防範性罪案合計 (58 - 64) Total Preventive Crime (58 - 64)	84	6	109	13	203	21	362	57	34	5	792	102	
總計 Grand Total	2 499	844	3 685	665	6 037	1 899	13 521	6 054	1 938	1 185	27 680	10 647	

11. 二零一零及二零一一年交通意外及傷亡統計數字 Traffic Accidents and Casualties, 2010 and 2011

	2010		2011	
	意外事件 Accidents	傷亡人數 Casualties	意外事件 Accidents	傷亡人數 Casualties
港島總區 Hong Kong Island Region				
死亡 Fatal	19	19	23	23
重傷 Serious injury	437	444	399	413
輕傷 Slight injury	2 546	3 289	2 619	3 275
合計 Total	3 002	3 752	3 041	3 711
東九龍總區 Kowloon East Region				
死亡 Fatal	15	15	20	20
重傷 Serious injury	378	397	349	375
輕傷 Slight injury	1 614	2 268	1 756	2 422
合計 Total	2 007	2 680	2 125	2 817
西九龍總區 Kowloon West Region				
死亡 Fatal	27	28	30	30
重傷 Serious injury	235	243	333	347
輕傷 Slight injury	3 114	3 880	3 033	3 835
合計 Total	3 376	4 151	3 396	4 212
新界北總區 New Territories North Region				
死亡 Fatal	29	29	39	41
重傷 Serious injury	459	481	570	612
輕傷 Slight injury	2 896	3 868	3 079	4 066
合計 Total	3 384	4 378	3 688	4 719
新界南總區 New Territories South Region				
死亡 Fatal	24	26	16	16
重傷 Serious injury	543	595	539	579
輕傷 Slight injury	2 607	3 542	2 736	3 749
合計 Total	3 174	4 163	3 291	4 344
總計 Grand Total				
死亡 Fatal	114	117	128	130
重傷 Serious injury	2 052	2 160	2 190	2 326
輕傷 Slight injury	12 777	16 847	13 223	17 347
合計 Total	14 943	19 124	15 541	19 803

12. 二零一零及二零一一年涉及司機的交通意外成因 Driver Contributory Factors in Accidents, 2010 and 2011

原因 Causes	2010 (人數 Persons)	2011 (人數 Persons)
駕駛不留神 Driving inattentively	3 077	3 487
行車時太貼近前面的車輛 Driving too close to vehicle in front	1 802	1 567
車輛失控 Losing control of vehicle	1 114	1 330
不小心轉換行車線 Careless lane changing	1 013	995
不小心騎踏單車 Careless cycling	819	900
不當地或不合法地轉向 Improper or illegal turn	604	619
疏忽地倒後行車 Reversing negligently	295	304
沒有確保乘客的安全 Failing to ensure the safety of passenger	226	246
疏忽地起動車輛 Starting negligently	271	203
不遵照交通燈號的指示 Disobeying traffic signal	219	192
疏忽地從旁路駛出 Emerging from side road negligently	140	169
不當地超車 (扒頭) Improper overtaking	142	149
不遵照「讓路」標誌 Disobeying "Give Way" sign	142	134
其他不當或違法行為 Other improper or illegal action	3 249	2 680
合計 Total	13 113[#]	12 975[#]

[#] 數字為引致交通意外的司機人數。

The figures are the number of drivers who have been at fault in traffic accidents.

13. 二零一零及二零一一年交通違例檢控統計數字 Traffic Prosecutions, 2010 and 2011

	2010				2011			
	拘捕 Arrests	傳票 Summonses	定額罰款 (行車) Fixed Penalty (Moving)	定額罰款 (泊車) Fixed Penalty (Parking)	拘捕 Arrests	傳票 Summonses	定額罰款 (行車) Fixed Penalty (Moving)	定額罰款 (泊車) Fixed Penalty (Parking)
較嚴重違例事件 Primary Offences	2 366	21 289	–	–	2 246	20 556	–	–
違例行車事件 Moving Offences	307	22 707	428 494	–	243	20 616	410 389	–
行人違例事件 Pedestrian Offences	–	23 722	–	–	–	20 307	–	–
雜項違例事件 Miscellaneous Offences	10	4 399	–	–	16	3 942	–	–
違例泊車事件 Parking Offences	–	–	–	737 061	–	–	–	796 802
合計 Total	2 683	72 117	428 494	737 061	2 505	65 421	410 389	796 802

14. 二零一一年投訴警務人員個案(截至二零一一年十二月三十一日) Complaints against Police Officers, 2011 (as at 31.12.2011)

	數字 Number
A. 投訴警察課在二零一一年接獲的個案總數 Total cases received by Complaints against Police Office (CAPO) in 2011	2 771
B. 獨立監察警方處理投訴委員會在二零一一年批簽通過的指控總數 Total allegations endorsed by Independent Police Complaints Council (IPCC) in 2011	6 105
• 經全面調查的指控 Allegations fully investigated	1 665
– 經全面調查而結果證明屬實的指控 Allegations fully investigated with substantiated results	245
– 經全面調查的指控中證明屬實的比率 Rate of fully investigated and substantiated allegations	14.7%
– 經全面調查結果屬虛假不確的指控 Allegations fully investigated with false results	109
• 由於「撤回」、「無法追查」或「終止調查」而沒有調查的指控 Allegations not investigated due to “Withdrawn”, “Not Pursuable” or “Curtailement”	3 466
• 以「循簡易程序解決投訴」方式處理的指控 Allegations dealt with by “Informal Resolution”	974
C. 獨立監察警方處理投訴委員會在二零一一年批簽通過由投訴警察課進行調查而證明屬實的指控的有關結果 Result of allegations investigated by CAPO and endorsed as substantiated by IPCC in 2011	
• 被裁定刑事罪名成立的警務人員 Police officers convicted of criminal offences	0
• 經正式紀律研訊而被裁定違反紀律的警務人員 Police officers found guilty at formal disciplinary proceedings	2
• 尚未聆訊完畢的違反紀律研訊 Disciplinary proceedings yet to be concluded	30
• 被給予忠告訓示的警務人員 Officers given advice	156
D. 二零一一年循簡易程序解決投訴計劃 Informal Resolution Scheme 2011	
• 被認為適合採用上述計劃的輕微投訴 Minor complaints considered suitable for the scheme	1 577
• 循上述計劃解決的個案 Cases informally resolved	336
E. 二零一一年涉及有案尚在審理中的投訴 Sub-judice Complaints in 2011	310
• 以法庭審訊結果解決的個案 Cases resolved in court	133
• 在法庭審訊前或後，由於「撤回」、「無法追查」、「終止調查」或「循簡易程序解決投訴」而沒有調查的個案 Cases not investigated due to “Withdrawn”, “Not Pursuable”, “Curtailement” or “Informal Resolution” before or after court trial	18
• 經法庭審訊後，而全面調查的個案 Cases investigated after court trial	9
• 尚待法庭審訊或投訴警察課調查的個案 Cases pending court trial or investigation by CAPO	150
F. 在二零一一年，因個案被列為虛假不確而被檢控的投訴人數字 Number of complainants prosecuted for making false complaints	0