

附件 Annexes

1.	香港警队高层架构一览表 Organisation Chart of Force Headquarters Directorate	84
2.	甲部门(行动处)架构表 Organisation of “A” Department (Operations)	86
3.	乙部门(刑事及保安处)架构表 Organisation of “B” Department (Crime and Security)	87
4.	丙部门(人事及训练处)架构表 Organisation of “C” Department (Personnel and Training)	88
5.	丁部门(监管处)架构表 Organisation of “D” Department (Management Services)	89
6.	戊部门(财务、政务及策划处)架构表 Organisation of “E” Department (Finance, Administration and Planning)	90
7.	陆上总区总部架构表 Organisation of Land Regional Headquarters	91
8.	水警总区总部架构表 Organisation of Marine Regional Headquarters	92

附录 Appendices

1.	编制人数与实际人数 (截至二零一一年十二月三十一日) Establishment and Strength (as at 31.12. 2011)	93
2.	二零一一年授勋与嘉奖 Honours and Awards 2011	93
3.	二零一一年授勋与嘉奖名单 Honours and Awards 2011 — List of Recipients	94
4.	二零一一年警务处处长嘉奖名单 Commissioner's Commendations in 2011 — List of Recipients	94
5.	香港警务处员额分布表 (截至二零一一年十二月三十一日) Distribution of Establishment (as at 31.12.2011)	95
6.	香港辅助警察队员额分布表 (截至二零一一年十二月三十一日) Hong Kong Auxiliary Police Distribution of Establishment (as at 31.12.2011)	97
7.	二零一零及二零一一年各总区举报罪案数字 Crimes Reported by Region, 2010 and 2011	98
8.	二零零二至二零一一年罪案表 Crime Charts 2002 — 2011	100
9.	二零一零及二零一一年报案与破案数字及破案率 Crimes Reported, Detected and Detection Rate, 2010 and 2011	102
10.	二零一一年按年龄组别及性别统计的被捕人数 Persons Arrested by Age Group and Sex, 2011	103
11.	二零一零及二零一一年交通意外及伤亡统计数字 Traffic Accidents and Casualties, 2010 and 2011	104
12.	二零一零及二零一一年涉及司机的交通意外成因 Driver Contributory Factors in Accidents, 2010 and 2011	105
13.	二零一零及二零一一年交通违例检控统计数字 Traffic Prosecutions, 2010 and 2011	105
14.	二零一一年投诉警务人员个案 (截至二零一一年十二月三十一日) Complaints against Police Officers, 2011 (as at 31.12.2011)	106

1. 香港警队高层架构一览表

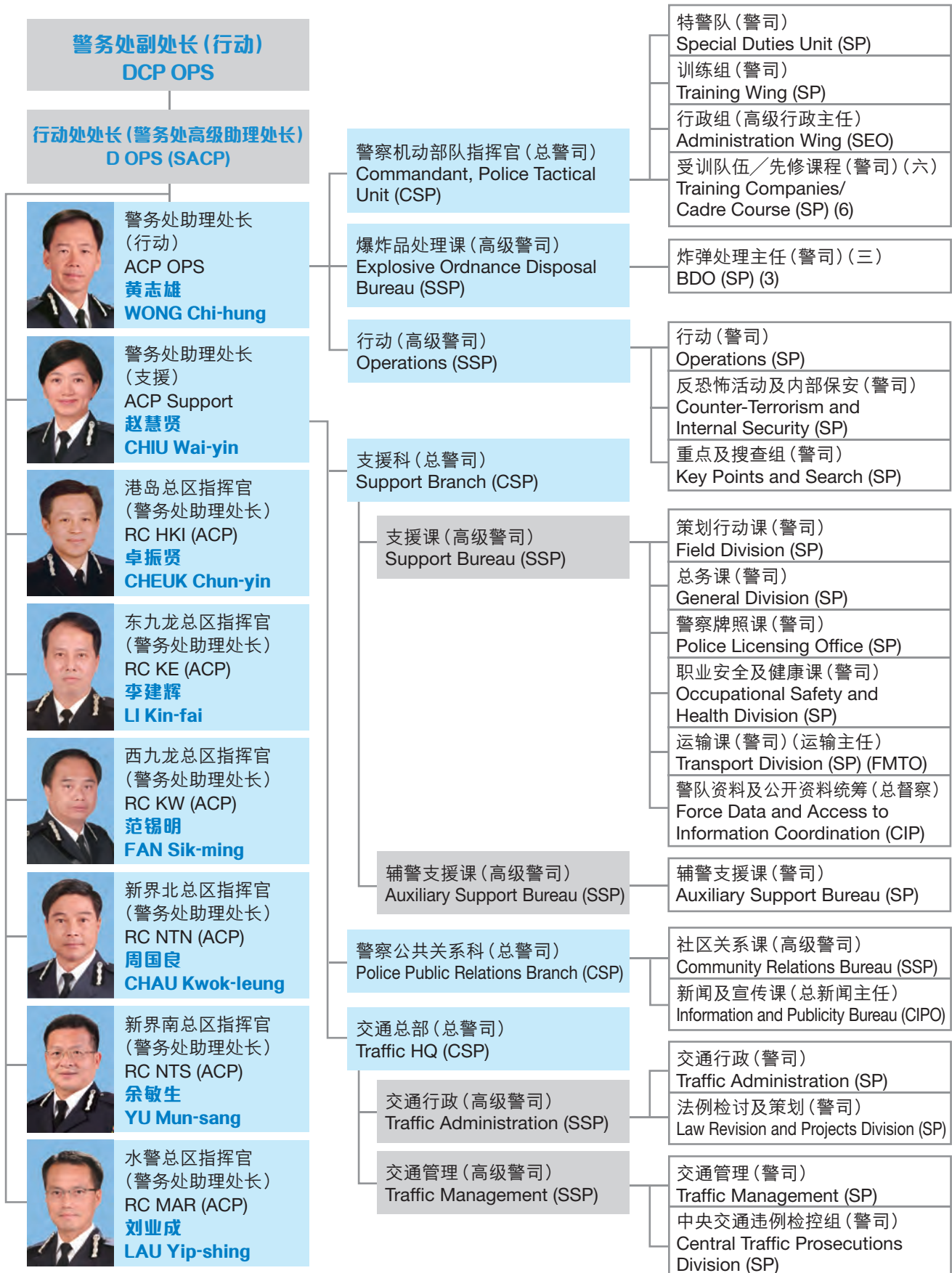
Organisation Chart of Force Headquarters Directorate



Key to Annexes and Appendices

ACP	Assistant Commissioner of Police
AD/AS	Assistant Director, Accounting Services
AO	Administrative Officer
AFWO	Assistant Force Welfare Officer
AUX	Auxiliary
BDO	Bomb Disposal Officer
CEO	Chief Executive Officer
CIPO	Chief Information and Publicity Officer
CIP	Chief Inspector of Police
COMMDT HKAPF	Commandant, Hong Kong Auxiliary Police Force
CMSO	Chief Management Services Officer
CP	Commissioner of Police
CPCO	Chief Police Communications Officer
CPTR	Chief Police Translator
CSM	Chief Systems Manager
CSD	Chief Supplies Officer
CTE	Chief Superintendent of Police
CTE	Chief Telecommunications Engineer
D C&S	Director of Crime and Security
D/COMMDT HKAPF	Deputy Commandant, Hong Kong Auxiliary Police Force
DC	District Commander
DCP MAN	Deputy Commissioner of Police (Management)
DCP OPS	Deputy Commissioner of Police (Operations)
DFAP	Director of Finance, Administration and Planning
DMS	Director of Management Services
D OPS	Director of Operations
DPT	Director of Personnel and Training
DRC	Deputy Regional Commander
EO	Executive Officer
FMTO	Force Motor Transport Officer
HKI	Hong Kong Island
KE	Kowloon East
KW	Kowloon West
MAR	Marine
NTN	New Territories North
NTS	New Territories South
RC	Regional Commander
SACP	Senior Assistant Commissioner of Police
SOLO	Senior Official Language Officer
SEO	Senior Executive Officer
SFTO	Senior Force Training Officer
SFWO	Senior Force Welfare Officer
SGT	Sergeant
SSGT	Station Sergeant
SIP	Senior Inspector of Police
SP	Superintendent of Police
SPCP	Senior Police Clinical Psychologist
SPEO	Senior Principal Executive Officer
SSM	Senior Systems Manager
SSP	Senior Superintendent of Police
STC	Senior Technical Consultant
STA	Senior Treasury Accountant
STE	Senior Telecommunications Engineer
TA	Treasury Accountant
UB	Uniform Branch

2. 甲部门 (行动处) 架构表 Organisation of "A" Department (Operations)



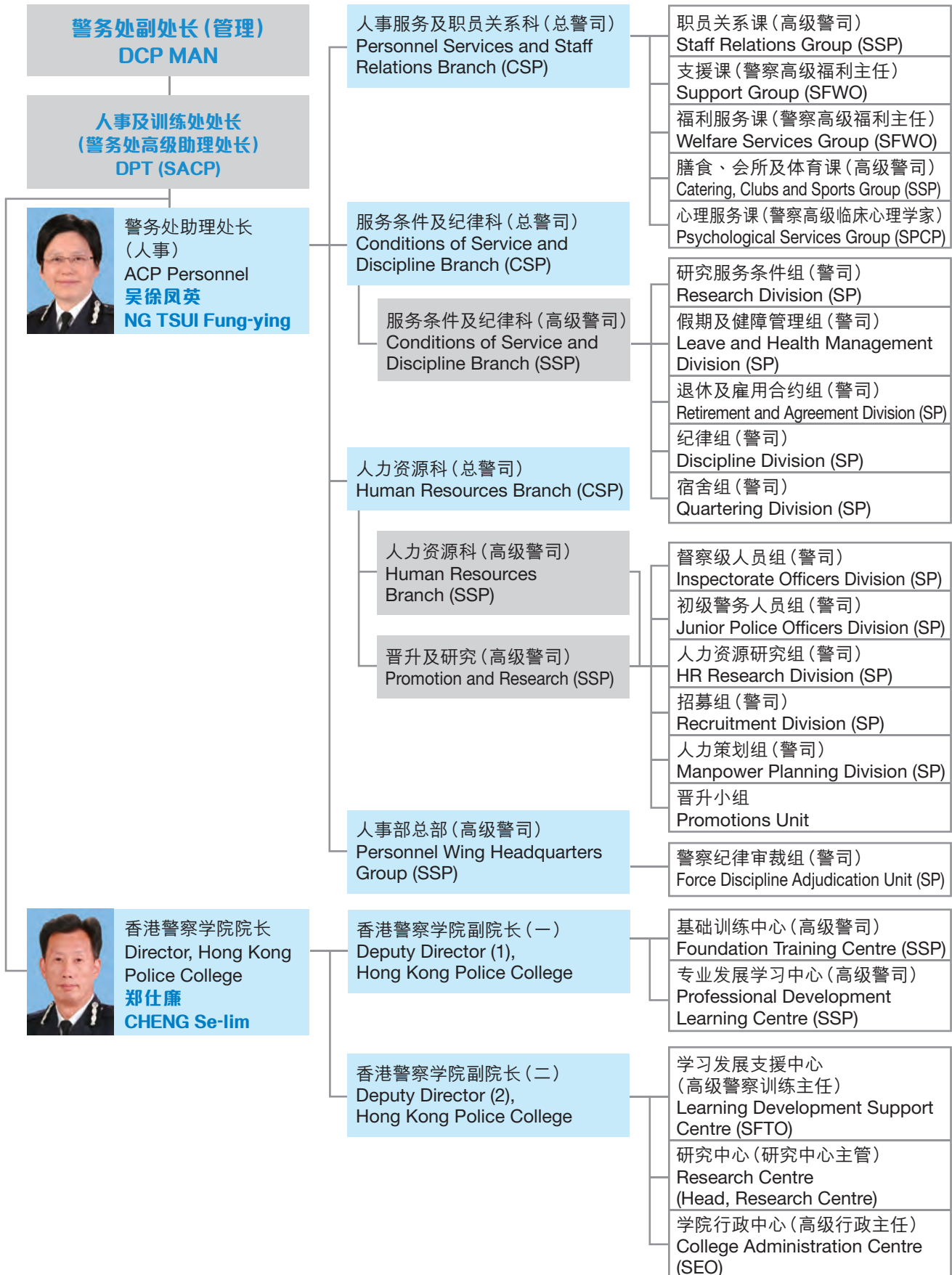
3. 乙部门 (刑事及保安处) 架构表

Organisation of "B" Department (Crime and Security)



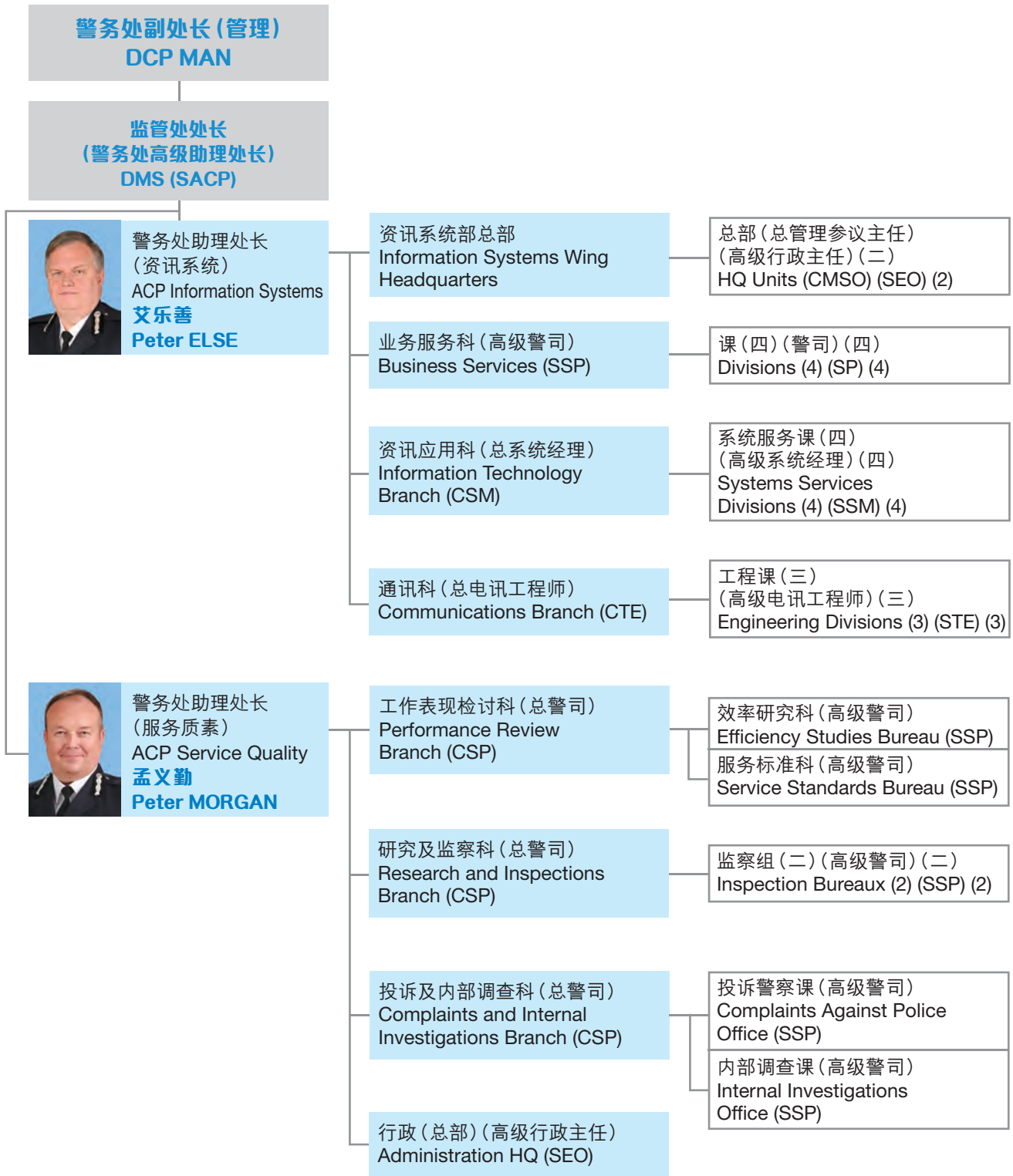
4. 丙部门 (人事及训练处) 架构表

Organisation of “C” Department (Personnel and Training)



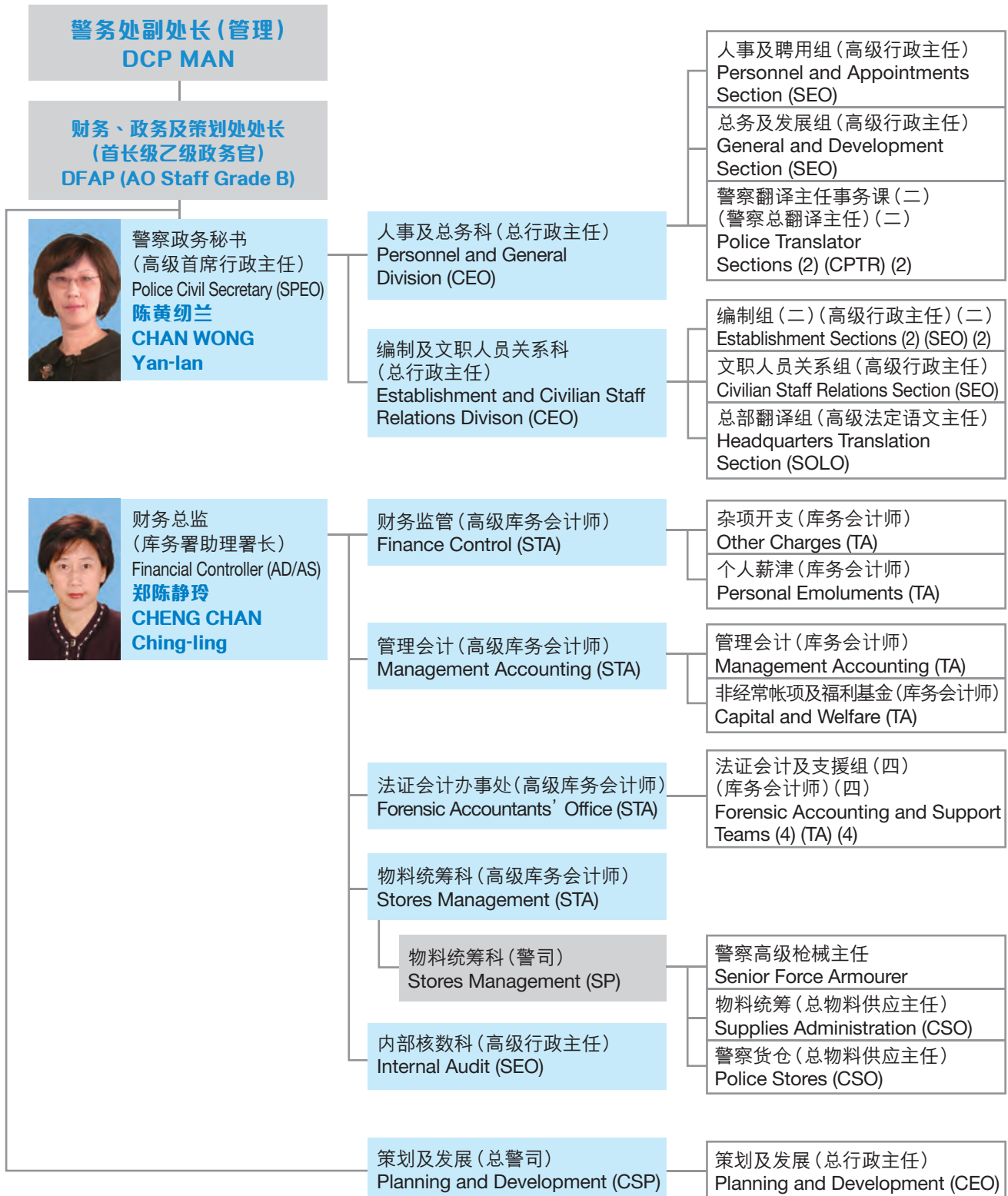
5. 丁部门(监管处)架构表

Organisation of "D" Department (Management Services)



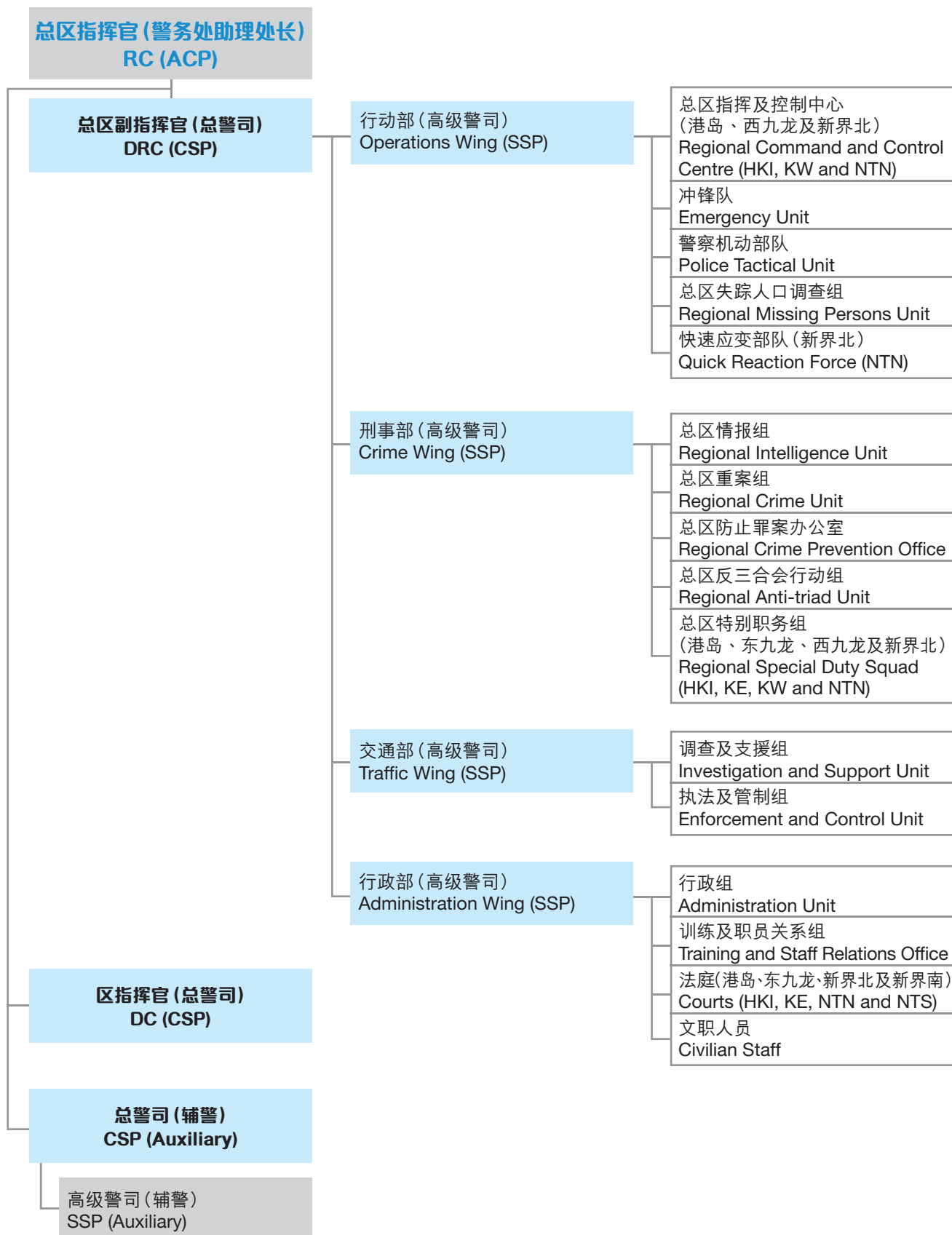
6. 戊部门 (财务、政务及策划处) 架构表

Organisation of "E" Department (Finance, Administration and Planning)



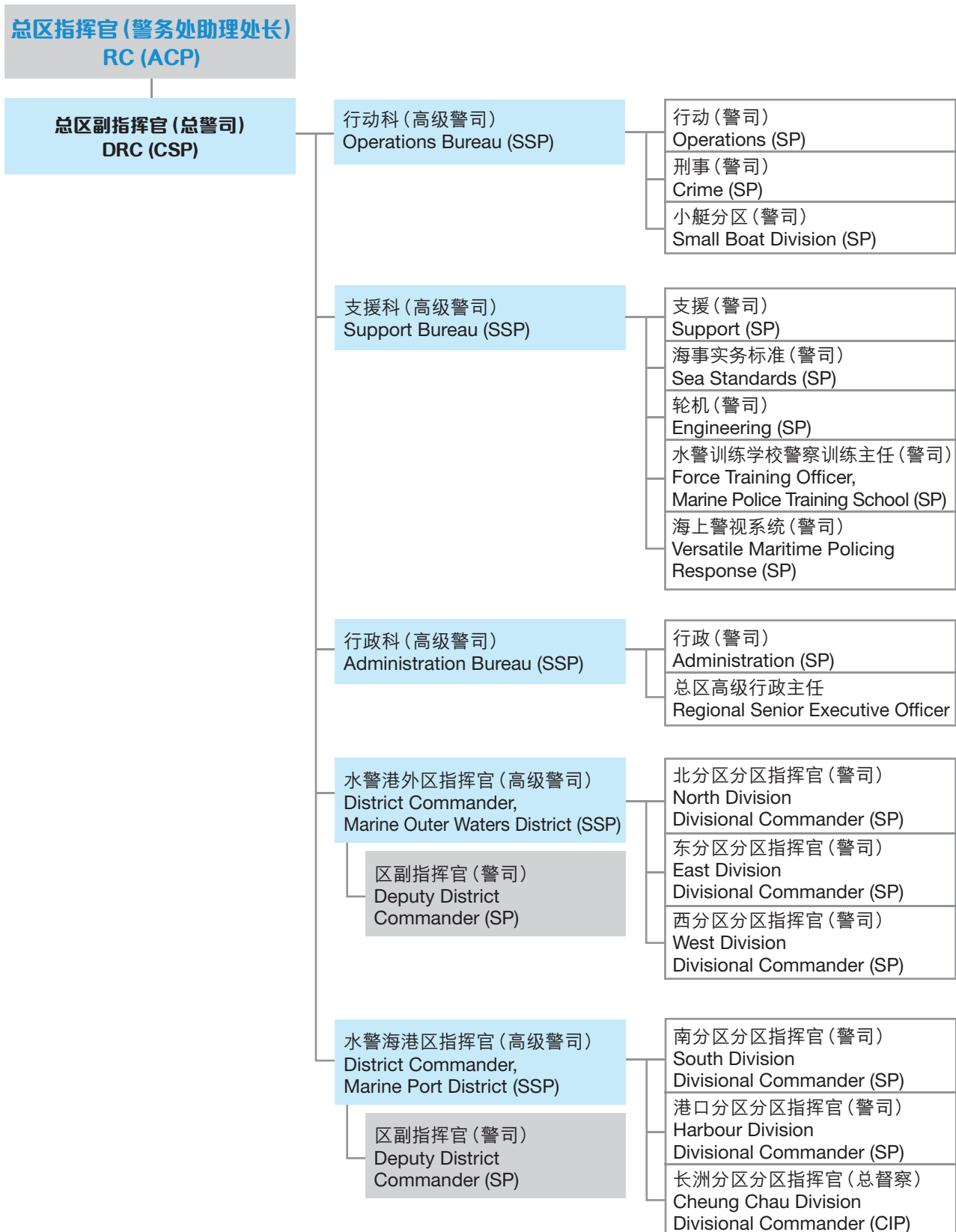
7. 陆上总区总部架构表

Organisation of Land Regional Headquarters



8. 水警总区总部架构表

Organisation of Marine Regional Headquarters



1. 编制人数与实际人数 (截至二零一一年十二月三十一日) Establishment and Strength (as at 31.12.2011)

		编制 Establishment	实际人数 Strength
香港警务处	Hong Kong Police Force		
宪委级人员	Gazetted Officer	423	434 [#]
督察级人员	Inspectorate	2 265	2 175
初级警务人员	Junior Police Officer	25 614	25 581
合计	Total	28 302	28 190
文职人员	Civilian staff	4 723	4 547
香港辅助警察队	Hong Kong Auxiliary Police Force		
宪委级人员	Gazetted Officer	36	29
督察级人员	Inspectorate	214	121
初级警务人员	Junior Police Officer	4 250	3 723
合计	Total	4 500	3 873

[#] 包括20名退休前休假的人员。
Including 20 officers on pre-retirement leave.

2. 二零一一年授勋与嘉奖 Honours and Awards 2011

	警司级 及以上人员 Superintendent and above	督察级 人员 Inspectorate	初级 警务人员 Junior Police Officer	文职人员 Civilian Staff	合计 Total
金紫荆星章 Gold Bauhinia Star	1	-	-	-	1
香港警察卓越奖章 Hong Kong Police Medal for Distinguished Service	3	-	-	-	3
香港警察荣誉奖章 Hong Kong Police Medal for Meritorious Service	8	6	6	-	20
荣誉勋章 Medal of Honour	1	-	-	1	2
行政长官社区服务奖状 Chief Executive's Commendation for Community Service	-	-	1	-	1
香港警察长期服务奖章 Hong Kong Police Long Service Medal	2	22	694	-	718
香港警察长期服务奖章加叙第一勋扣 Hong Kong Police Long Service Medal 1st Clasp	11	32	254	-	297
香港警察长期服务奖章加叙第二勋扣 Hong Kong Police Long Service Medal 2nd Clasp	11	43	444	-	498
香港警察长期服务奖章加叙第三勋扣 Hong Kong Police Long Service Medal 3rd Clasp	21	48	353	-	422
长期优良服务公费旅行奖励 Long and Meritorious Service Travel Award	8	29	324	22	383
长期服务奖状 Long and Meritorious Service Certificate	-	-	-	405	405

3. 二零一一年授勋与嘉奖名单

Honours and Awards 2011 — List of Recipients

金紫荆星章 Gold Bauhinia Star	邓竞成先生 Mr TANG King-shing
香港警察卓越奖章 Hong Kong Police Medal for Distinguished Service	孔百德先生 Mr Peter Geoffrey HUNT 顾履勤先生 Mr Austin KERRIGAN 吴家声先生 Mr NG Ka-sing, David
香港警察荣誉奖章 Hong Kong Police Medal for Meritorious Service	余敏华先生 Mr YU Mun-wah 彭伟贤先生 Mr Gavin Andrew BROWN 区志光先生 Mr AU Chi-kwong 戴瑞贤先生 Mr Keith DRYDEN 卢桂朗先生 Mr LO Kwai-long 韦乐纯先生 Mr Christopher Jeremy WILSON 罗景富先生 Mr LAW King-fu, Anthony 吴炳权先生 Mr NG Ping-kuen, Lancelot 罗维坤先生 Mr LAW Wai-kwan 黄剑荣先生 Mr WONG Kim-wing 梁富强先生 Mr LEUNG Fu-keung 谢炳辉先生 Mr TSE Ping-fai, Adrian 缪浩明先生 Mr MIU Ho-ming 吕荣才先生 Mr LUI Wing-choy 郑炳忠先生 Mr CHENG Bing-chung 陈兆祥先生 Mr CHAN Siu-cheung 叶少伟先生 Mr IP Siu-wai 王华年先生 Mr WONG Wah-lin 梁天带先生 Mr LEUNG Tin-tai 关颂海先生 Mr KUAN Chong-hoi
荣誉勋章 Medal of Honour	梁立勋先生 Mr LEUNG Lap-fun 马达麟先生 Mr MA Tat-lun
行政长官社区服务奖状 Chief Executive's Commendation for Community Service	曾庆鸿先生 Mr TSANG Hing-hung

4. 二零一一年警务处处长嘉奖名单

Commissioner's Commendations in 2011 — List of Recipients

Rank	Name
警司 Superintendent	陈崇成先生 Mr CHAN Sung-shing 陈乐荣先生 Mr CHAN Lok-wing 陈绍基先生 Mr CHAN Siu-kei, Raymond 郑福全先生 Mr CHENG Fuk-chuen, Paul
总督察 Chief Inspector	李应伟先生 Mr LEE Ying-wai 刘志明先生 Mr LAU Chi-ming, Ferdinand 梁嘉伟先生 Mr LEUNG Ka-wai, Kevin
高级督察 Senior Inspector	陈芷珊小姐 Miss CHAN Che-san, Teresa 张立灏先生 Mr CHEUNG Lap-ho 许康杰先生 Mr HUI Hong-kit 林志源先生 Mr LAM Chi-yuen
警长 Sergeant	汤志樟先生 Mr TONG Chi-cheung 吴不凡先生 Mr NG Put-fan 甄伟健先生 Mr YAN Wai-kin 杨耀新先生 Mr YEUNG Yiu-san
高级警员 Senior Police Constable	吴国基先生 Mr NG Kwok-kei
警员 Police Constable	关建文先生 Mr KWAN Kin-man 陈浩荣先生 Mr CHAN Ho-wing

5. 香港警务处员额分布表 (一) (截至二零一一年十二月三十一日) Distribution of Establishment (1) (as at 31.12.2011)

	警务处处长 CP	警务处副处长 DCP	警务处高级助理处长 SACP	警务处助理处长 ACP	总警司 CSP	高级警司 SSP	警司 SP	总督察 CIP	高级督察/督察 SIP/IP	警署警长 SSGT	警长 SGT	警员 PC	纪律人员合计 Disciplined Staff Total	文职人员合计 Civilian Staff Total	纪律及文职人员合计 Disciplined Staff and Civilian Staff Total
警察总部 Police Headquarters	1	2	4	8	21	45	130	245	646	293	1 274	2 619	5 288	2 033	7 321
港岛总区 Hong Kong Island Region															
总区总部 Regional Headquarters	-	-	-	1	1	2	2	4	11	2	4	155	182	42	224
指挥及控制中心 Command & Control Centre	-	-	-	-	-	-	4	-	4	-	40	-	48	91	139
冲锋队 Emergency Unit	-	-	-	-	-	-	1	1	5	6	42	204	259	3	262
裁判法院 Magistrates' Courts	-	-	-	-	-	-	-	-	4	1	2	31	38	10	48
总区刑事总部 Regional Headquarters (Crime)	-	-	-	-	-	1	2	7	15	12	29	124	190	8	198
总区交通部 Regional Traffic District	-	-	-	-	-	1	2	3	23	11	68	268	376	48	424
中区 Central District															
军装部 UB	-	-	-	-	1	1	3	7	20	39	92	523	686	76	762
刑事部 Crime	-	-	-	-	-	-	1	3	12	2	15	67	100	-	100
东区 Eastern District															
军装部 UB	-	-	-	-	1	1	3	7	22	36	88	461	619	77	696
刑事部 Crime	-	-	-	-	-	-	1	3	12	4	19	93	132	-	132
湾仔区 Wan Chai District															
军装部 UB	-	-	-	-	1	1	2	6	22	32	71	395	530	95	625
刑事部 Crime	-	-	-	-	-	-	1	3	14	3	19	96	136	-	136
西区 Western District															
军装部 UB	-	-	-	-	1	1	3	7	21	34	88	436	591	70	661
刑事部 Crime	-	-	-	-	-	-	1	2	12	2	18	79	114	-	114
港岛总区合计 Hong Kong Island Region Total				1	5	8	26	53	197	184	595	2 932	4 001	520	4 521
东九龙总区 Kowloon East Region															
总区总部 Regional Headquarters	-	-	-	1	1	2	2	5	7	1	5	135	159	46	205
冲锋队 Emergency Unit	-	-	-	-	-	-	1	1	5	5	40	205	257	6	263
裁判法院 Magistrates' Courts	-	-	-	-	-	-	-	-	2	2	4	70	78	17	95
总区刑事总部 Regional Headquarters (Crime)	-	-	-	-	-	1	2	7	13	10	25	110	168	9	177
总区交通部 Regional Traffic District	-	-	-	-	-	1	2	3	20	8	51	199	284	31	315
观塘区 Kwun Tong District															
军装部 UB	-	-	-	-	1	1	3	6	19	31	74	434	569	74	643
刑事部 Crime	-	-	-	-	-	-	1	3	15	3	22	107	151	-	151
铁路区 Railway District															
军装部 UB	-	-	-	-	1	1	2	10	20	67	280	381	381	24	405
刑事部 Crime	-	-	-	-	-	-	1	2	10	3	15	70	101	-	101
秀茂坪区 Sau Mau Ping District															
军装部 UB	-	-	-	-	1	1	3	7	17	27	66	368	490	60	550
刑事部 Crime	-	-	-	-	-	-	1	2	10	3	15	70	101	-	101
黄大仙区 Wong Tai Sin District															
军装部 UB	-	-	-	-	1	1	2	6	23	31	78	519	661	76	737
刑事部 Crime	-	-	-	-	-	-	1	2	12	4	19	94	132	-	132
东九龙总区合计 Kowloon East Region Total				1	4	8	19	44	153	145	466	2 591	3 431	343	3 774
西九龙总区 Kowloon West Region															
总区总部 Regional Headquarters	-	-	-	1	1	2	2	3	11	1	6	175	202	56	258
指挥及控制中心 Command & Control Centre	-	-	-	-	-	-	4	-	8	-	64	-	76	137	213
冲锋队 Emergency Unit	-	-	-	-	-	-	1	1	6	6	58	254	326	5	331
总区刑事总部 Regional Headquarters (Crime)	-	-	-	-	-	1	2	9	18	16	37	151	234	6	240
总区交通部 Regional Traffic District	-	-	-	-	-	1	2	3	26	8	71	289	400	46	446
九龙城区 Kowloon City District															
军装部 UB	-	-	-	-	1	1	3	7	24	35	91	512	674	91	765
刑事部 Crime	-	-	-	-	-	-	1	2	12	4	18	95	132	-	132
旺角区 Mong Kok District															
军装部 UB	-	-	-	-	1	1	2	6	19	23	76	378	506	85	591
刑事部 Crime	-	-	-	-	-	-	1	3	17	6	23	133	183	3	186
深水埗区 Sham Shui Po District															
军装部 UB	-	-	-	-	1	1	3	7	22	30	98	541	703	82	785
刑事部 Crime	-	-	-	-	-	-	1	3	16	4	24	118	166	-	166
油尖区 Yau Tsim District															
军装部 UB	-	-	-	-	1	1	3	7	25	34	102	570	743	105	848
刑事部 Crime	-	-	-	-	-	-	1	3	18	7	25	140	194	-	194
西九龙总区合计 Kowloon West Region Total				1	5	8	26	54	222	174	693	3 356	4 539	616	5 155

5. 香港警务处员额分布表 (二) (截至二零一一年十二月三十一日)

Distribution of Establishment (2) (as at 31.12.2011)

	警务处处长 CP	警务处副处长 DCP	警务处高级助理处长 SACP	警务处助理处长 ACP	总警司 CSP	高级警司 SSP	警司 SP	总督察 CIP	高级督察/督察 SIP/IP	警署警长 SSGT	警长 SGT	警员 PC	纪律人员合计 Disciplined Staff Total	文职人员合计 Civilian Staff Total	纪律及文职人员合计 Disciplined Staff and Civilian Staff Total
新界北总区 New Territories North Region															
总区总部 Regional Headquarters	-	-	-	1	1	2	2	5	12	4	29	255	311	58	369
指挥及控制中心 Command & Control Centre	-	-	-	-	-	-	4	-	8	-	64	-	76	138	214
冲锋队 Emergency Unit	-	-	-	-	-	-	1	1	5	5	41	206	259	7	266
裁判法院 Magistrates' Courts	-	-	-	-	-	-	-	-	2	2	4	42	50	9	59
总区刑事总部 Regional Headquarters (Crime)	-	-	-	-	-	1	2	6	13	11	25	108	166	4	170
总区交通部 Regional Traffic District	-	-	-	-	-	1	2	3	24	11	81	264	386	42	428
边境区 Border District					1	1	5	8	24	36	143	737	955	109	1 064
军装部 UB	-	-	-	-	-	-	-	1	6	1	8	30	46	-	46
刑事部 Crime	-	-	-	-	-	-	-	1	6	1	8	30	46	-	46
大埔区 Tai Po District					1	1	3	7	23	30	87	436	588	71	659
军装部 UB	-	-	-	-	-	-	1	3	18	2	25	123	172	-	172
刑事部 Crime	-	-	-	-	-	-	1	3	18	2	25	123	172	-	172
屯门区 Tuen Mun District					1	1	3	7	17	31	67	417	544	70	614
军装部 UB	-	-	-	-	-	-	1	3	14	4	22	110	154	-	154
刑事部 Crime	-	-	-	-	-	-	1	3	14	4	22	110	154	-	154
元朗区 Yuen Long District					1	1	3	9	26	36	111	594	781	92	873
军装部 UB	-	-	-	-	-	-	1	3	19	5	29	136	193	-	193
刑事部 Crime	-	-	-	-	-	-	1	3	19	5	29	136	193	-	193
新界北总区合计 New Territories North Region Total	-	-	-	1	5	8	28	56	211	178	736	3 458	4 681	600	5 281
新界南总区 New Territories South Region															
总区总部 Regional Headquarters	-	-	-	1	1	2	2	4	8	1	5	142	166	49	215
冲锋队 Emergency Unit	-	-	-	-	-	-	1	1	5	5	40	208	260	6	266
裁判法院 Magistrates' Courts	-	-	-	-	-	-	-	-	2	2	4	45	53	9	62
总区刑事总部 Regional Headquarters (Crime)	-	-	-	-	-	1	2	5	14	12	26	112	172	4	176
总区交通部 Regional Traffic District	-	-	-	-	-	1	2	3	24	14	90	267	401	52	453
机场区 Airport District					-	1	1	3	16	19	53	276	369	45	414
军装部 UB	-	-	-	-	-	-	-	1	4	1	5	18	29	-	29
刑事部 Crime	-	-	-	-	-	-	-	1	4	1	5	18	29	-	29
葵青区 Kwai Tsing District					1	1	3	7	19	32	81	475	619	76	695
军装部 UB	-	-	-	-	-	-	1	3	12	3	16	83	118	1	119
刑事部 Crime	-	-	-	-	-	-	1	3	12	3	16	83	118	1	119
大屿山区 Lantau District					-	1	1	3	10	9	47	197	268	31	299
军装部 UB	-	-	-	-	-	-	-	1	3	-	8	34	46	-	46
刑事部 Crime	-	-	-	-	-	-	-	1	3	-	8	34	46	-	46
沙田区 Sha Tin District					1	1	4	9	24	44	92	534	709	88	797
军装部 UB	-	-	-	-	-	-	1	3	14	4	19	106	147	-	147
刑事部 Crime	-	-	-	-	-	-	1	3	14	4	19	106	147	-	147
荃湾区 Tsuen Wan District					1	1	2	6	16	29	70	387	512	63	575
军装部 UB	-	-	-	-	-	-	1	3	14	3	18	81	120	1	121
刑事部 Crime	-	-	-	-	-	-	1	3	14	3	18	81	120	1	121
新界南总区合计 New Territories South Region Total	-	-	-	1	4	9	21	52	185	178	574	2 965	3 989	425	4 414
水警总区 Marine Region															
总区总部 Regional Headquarters	-	-	-	1	1	3	8	14	32	32	77	244	412	70	482
总区刑事总部 Regional Headquarters (Crime)	-	-	-	-	-	-	1	2	5	5	10	40	63	4	67
港外区 Outer Waters District					-	1	4	7	50	70	219	813	1 164	66	1 230
军装部 UB	-	-	-	-	-	1	3	6	31	37	146	492	716	46	762
刑事部 Crime	-	-	-	-	-	1	3	6	31	37	146	492	716	46	762
海港区 Port District					-	-	-	-	-	1	5	12	18	-	18
军装部 UB	-	-	-	-	-	-	-	-	-	1	5	12	18	-	18
刑事部 Crime	-	-	-	-	-	-	-	-	-	1	5	12	18	-	18
水警总区合计 Marine Region Total	-	-	-	1	1	5	16	29	118	145	457	1 601	2 373	186	2 559
总计 Grand Total	1	2	4	14	45	91	266	533	1 732	1 297	4 795	19 522	28 302	4 723	33 025

6. 香港辅助警察队员额分布表 (截至二零一一年十二月三十一日)

Hong Kong Auxiliary Police Distribution of Establishment (as at 31.12.2011)

	辅警总监 COMMDT HKAPF	辅警 副总监 Deputy COMMDT HKAPF	总警司 (辅警) CSP (Aux)	高级警司 (辅警) SSP (Aux)	警司 (辅警) SP (Aux)	总督察 (辅警) CIP (Aux)	高级督察 (辅警) SIP(Aux)/ IP(Aux)	警署警长 (辅警) SSGT (Aux)	警长 (辅警) SGT (Aux)	警员 (辅警) PC (Aux)	纪律人员 合计 Disciplined Staff Total
香港辅助警察队总部 Headquarters (Aux)											
总部 Headquarters	1	1	-	4	1	-	-	-	-	-	7
学警 Recruits	-	-	-	-	-	-	-	-	-	150	150
乐队 Band	-	-	-	-	-	-	1	1	6	30	38
合计 Total	1	1	-	4	1	-	1	1	6	180	195
港岛总区 (辅警) Hong Kong Island Region (Aux)											
总部 Headquarters	-	-	1	1	-	-	-	-	-	-	2
西区 Western District	-	-	-	-	1	2	8	7	35	194	247
中区 Central District	-	-	-	-	1	2	9	7	40	195	254
湾仔区 Wan Chai District	-	-	-	-	1	1	8	7	35	194	246
东区 Eastern District	-	-	-	-	1	3	8	6	34	194	246
合计 Total	-	-	1	1	4	8	33	27	144	777	995
东九龙总区 (辅警) Kowloon East Region (Aux)											
总部 Headquarters	-	-	1	1	-	-	-	-	-	-	2
黄大仙区 Wong Tai Sin District	-	-	-	-	1	2	8	8	23	149	191
秀茂坪区 Sau Mau Ping District	-	-	-	-	1	2	8	8	22	149	190
观塘区 Kwun Tong District	-	-	-	-	1	2	8	8	23	149	191
合计 Total	-	-	1	1	3	6	24	24	68	447	574
西九龙总区 (辅警) Kowloon West Region (Aux)											
总部 Headquarters	-	-	1	1	-	-	-	-	-	-	2
旺角区 Mong Kok District	-	-	-	-	1	1	8	7	25	153	195
深水埗区 Sham Shui Po District	-	-	-	-	1	3	8	7	24	152	195
九龙城区 Kowloon City District	-	-	-	-	1	2	8	7	24	153	195
油尖区 Yau Tsim District	-	-	-	-	1	2	9	7	24	153	196
合计 Total	-	-	1	1	4	8	33	28	97	611	783
新界北总区 (辅警) New Territories North Region (Aux)											
总部 Headquarters	-	-	1	1	-	-	-	-	-	-	2
大埔区 Tai Po District	-	-	-	-	1	2	9	10	29	186	237
屯门区 Tuen Mun District	-	-	-	-	1	3	9	10	30	186	239
元朗区 Yuen Long District	-	-	-	-	1	2	9	10	29	185	236
边界区 Border District	-	-	-	-	1	3	8	9	29	186	236
合计 Total	-	-	1	1	4	10	35	39	117	743	950
新界南总区 (辅警) New Territories South Region (Aux)											
总部 Headquarters	-	-	1	1	-	-	-	-	-	-	2
大屿山区 Lantau District	-	-	-	-	1	1	9	5	25	131	172
葵青区 Kwai Tsing District	-	-	-	-	1	2	11	7	29	192	242
荃湾区 Tsuen Wan District	-	-	-	-	1	2	13	8	35	229	288
沙田区 Sha Tin District	-	-	-	-	1	3	15	10	37	233	299
合计 Total	-	-	1	1	4	8	48	30	126	785	1 003
总计 Grand Total	1	1	5	9	20	40	174	149	558	3 543	4 500

7. 二零一零至二零一一年各总区举报罪案数字 (一)

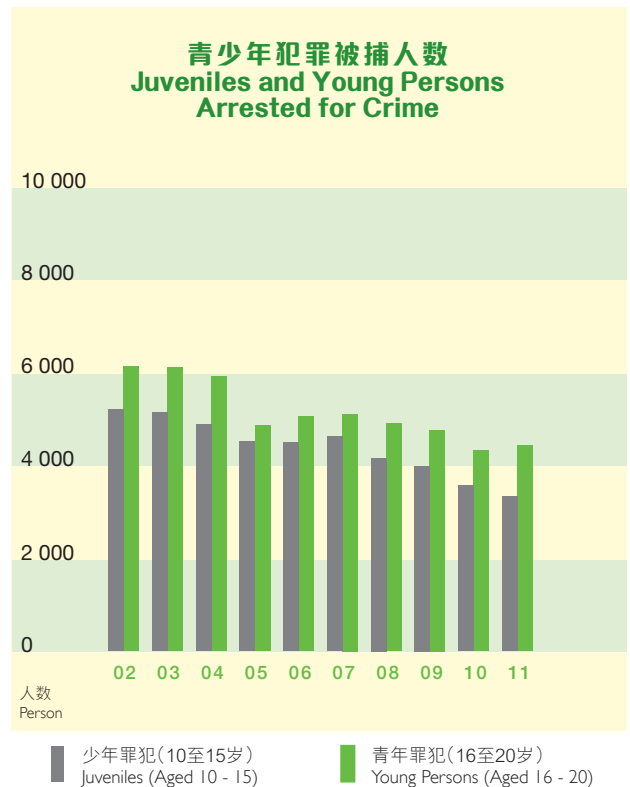
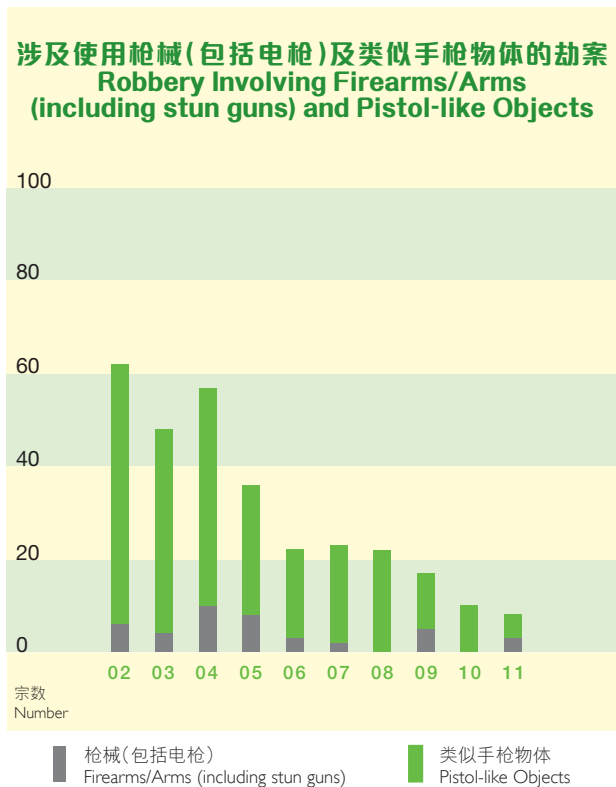
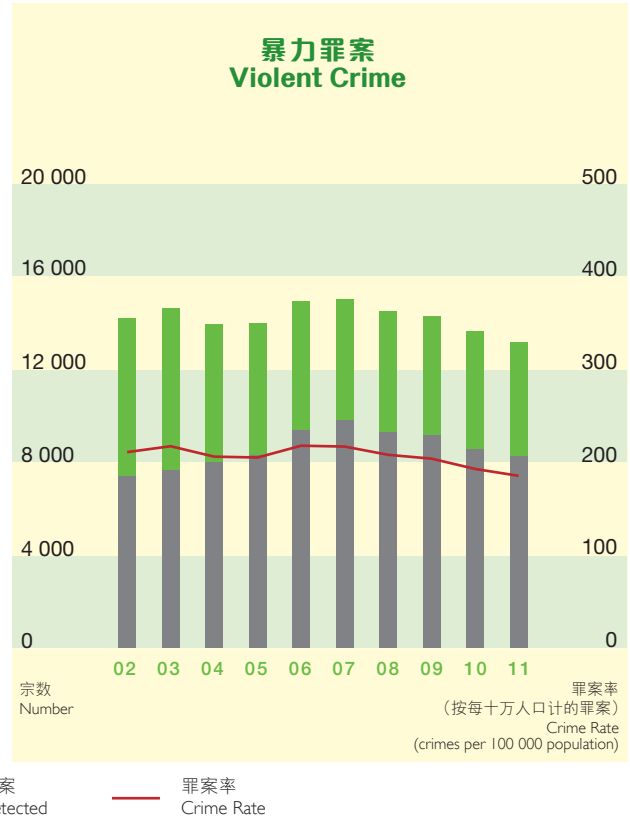
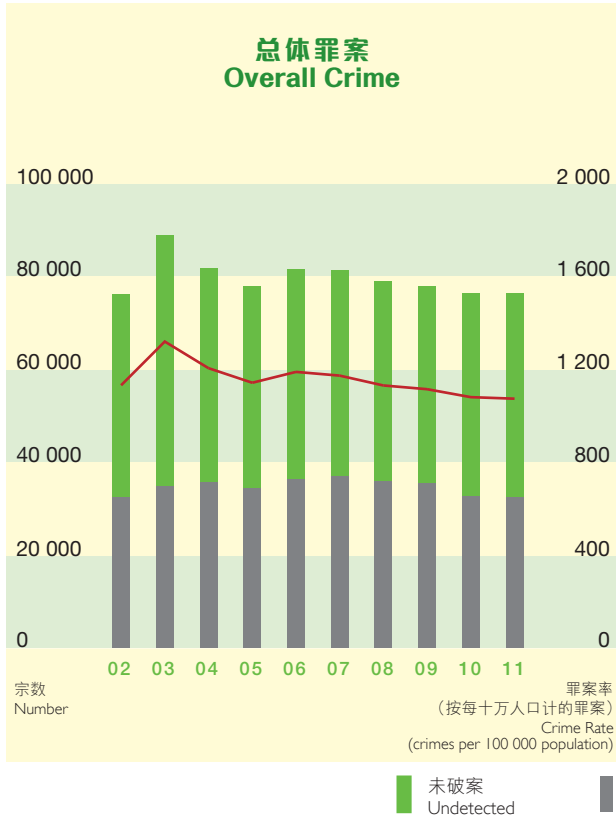
Crimes Reported by Region, 2010 and 2011 (1)

罪案 Crime	香港总区 HKI Region		东九龙总区 KE Region		西九龙总区 KW Region		新界北总区 NTN Region		新界南总区 NTS Region		水警总区 Marine Region		全港总数 Overall Hong Kong			
	2010	2011	2010	2011	2010	2011	2010	2011	2010	2011	2010	2011	2010	2011	2011年与2010年比较 2011 Compared with 2010	
															数字 Numerical	百分率 Percentage
侵犯人身的暴力罪案 Violent Crime against Person																
1 强奸 Rape	17	10	15	7	28	41	27	20	21	12	4	1	112	91	-21	-18.8
2 非礼 Indecent Assault	239	240	248	222	368	389	297	300	291	256	5	8	1 448	1 415	-33	-2.3
3 谋杀及误杀 Murder & Manslaughter	3	3	9	3	7	2	1	4	13	4	2	1	35	17	-18	-51.4
4 意图谋杀 Attempted Murder	-	2	-	-	1	-	-	1	1	1	-	-	2	4	+2	+100.0
5 伤人 Wounding	399	361	312	330	578	483	387	400	202	193	6	10	1 884	1 777	-107	-5.7
6 严重殴打 Serious Assault	881	855	1 065	921	1 293	1 320	1 181	1 194	820	821	16	16	5 256	5 127	-129	-2.5
7 袭警 Assault on Police	95	97	56	58	141	146	90	81	78	71	2	5	462	458	-4	-0.9
8 绑架及拐带儿童 Kidnapping & Child Stealing	-	-	1	-	1	-	1	-	1	-	-	-	4	-	-4	-100.0
9 虐待儿童 Cruelty to Child	36	24	23	18	92	65	81	56	63	60	2	-	297	223	-74	-24.9
10 刑事恐吓 Criminal Intimidation	320	335	442	422	391	438	703	599	484	462	3	3	2 343	2 259	-84	-3.6
侵犯财物的暴力罪案 Violent Crime against Property																
11 使用枪械行劫(包括电枪) Robbery with Firearms/Arms (incl. stun guns)	-	-	-	1	-	2	-	-	-	-	-	-	-	3	+3	N.A.
12 使用类似手枪物体行劫 Robbery with Pistol-like Object	1	2	-	-	3	2	2	1	4	-	-	-	10	5	-5	-50.0
13 其他行劫 Other Robberies	98	87	109	103	272	275	197	195	91	62	1	1	768	723	-45	-5.9
14 严重爆窃 Aggravated Burglary	2	-	-	1	2	2	-	-	1	-	-	-	5	3	-2	-40.0
15 勒索 Blackmail	61	68	41	36	74	92	94	106	55	56	3	-	328	358	+30	+9.1
16 纵火 Arson	63	65	111	152	96	104	177	204	145	109	-	3	592	637	+45	+7.6
暴力罪案合计 Total Violent Crime (1-16)	2 215	2 149	2 432	2 274	3 347	3 361	3 238	3 161	2 270	2 107	44	48	13 546	13 100	-446	-3.3
爆窃及盗窃 Burglary & Theft																
17 爆窃(有毁坏者) Burglary with Breaking	619	535	494	423	1 030	1 171	697	711	549	431	6	5	3 395	3 276	-119	-3.5
18 爆窃(无毁坏者) Burglary without Breaking	161	146	195	178	310	320	238	314	220	133	19	12	1 143	1 103	-40	-3.5
19 盗窃(抢掠) Theft (Snatching)	73	85	41	32	134	152	55	75	48	46	-	1	351	391	+40	+11.4
20 盗窃(扒窃) Theft (Pickpocketing)	402	409	149	139	594	694	152	197	103	144	-	-	1 400	1 583	+183	+13.1
21 盗窃(店铺盗窃) Theft (Shop Theft)	2 152	2 054	1 914	1 705	2 301	2 147	1 871	1 999	1 851	1 916	6	8	10 095	9 829	-266	-2.6
22 车辆内盗窃 Theft from Vehicle	231	123	321	264	563	445	354	322	283	269	-	-	1 752	1 423	-329	-18.8
23 擅自取去交通工具(失车) Taking Conveyance without Authority (Missing Motor Vehicles)	78	63	136	115	133	206	424	295	188	210	2	1	961	890	-71	-7.4
	(72)	(62)	(134)	(104)	(134)	(206)	(425)	(293)	(186)	(204)	(1)	(-)	(952)	(869)	(-83)	(-8.7)
24 偷电 Abstracting of Electricity	5	3	3	4	5	7	25	22	4	5	-	-	42	41	-1	-2.4
25 地盘盗窃 Theft from Construction Site	108	116	136	119	133	181	183	221	124	103	-	1	684	741	+57	+8.3
26 其他杂项盗窃 Other Miscellaneous Thefts	3 738	3 665	2 835	2 907	5 381	5 761	3 751	4 127	3 317	3 634	36	34	19 058	20 128	+1 070	+5.6
27 接赃 Handling Stolen Goods	6	13	2	14	30	25	30	33	17	23	-	-	85	108	+23	+27.1
诈骗及伪造文件 Fraud & Forgery																
28 诈骗 Deception	1 145	1 249	1 097	1 093	1 567	1 597	924	1 101	914	1 093	5	1	5 652	6 134	+482	+8.5
29 商业骗案 Business Fraud	19	25	3	2	11	2	3	1	2	3	-	-	38	33	-5	-13.2
30 伪造文件及假钱 Forgery and Coinage	296	271	114	113	381	328	154	156	142	119	7	-	1 094	987	-107	-9.8
色情罪行 Sexual Offences																
31 非法性行为 Unlawful Sexual Intercourse	22	23	69	62	47	49	78	108	59	57	1	1	276	300	+24	+8.7
32 经营色情场所 Keeping Vice Establishments	4	13	3	1	240	212	4	6	5	2	-	-	256	234	-22	-8.6
33 淫媒/操控卖淫 Procuring/Controlling of Prostitution	27	29	3	4	27	70	12	6	5	15	-	-	74	124	+50	+67.6
34 粗犷性行为为罪行 Unnatural Offences	2	3	4	-	12	3	4	5	3	4	-	-	25	15	-10	-40.0
35 其他违背社会道德的罪行 Other Offences against Public Morality	32	26	25	20	62	55	26	35	30	22	-	-	175	158	-17	-9.7

7. 二零一零至二零一一年各总区举报罪案数字(二) Crimes Reported by Region, 2010 and 2011 (2)

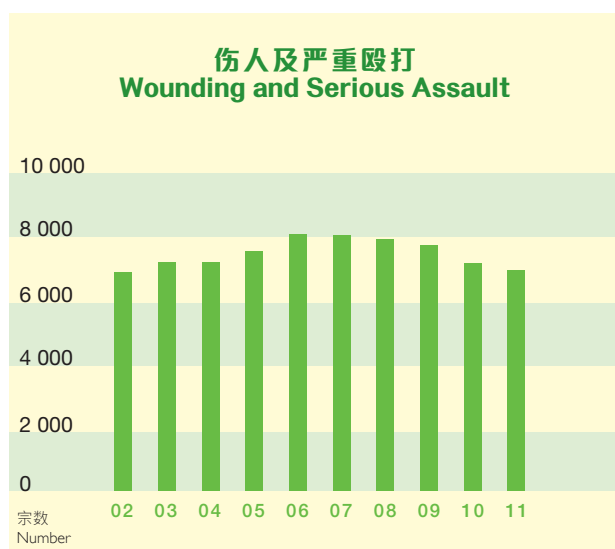
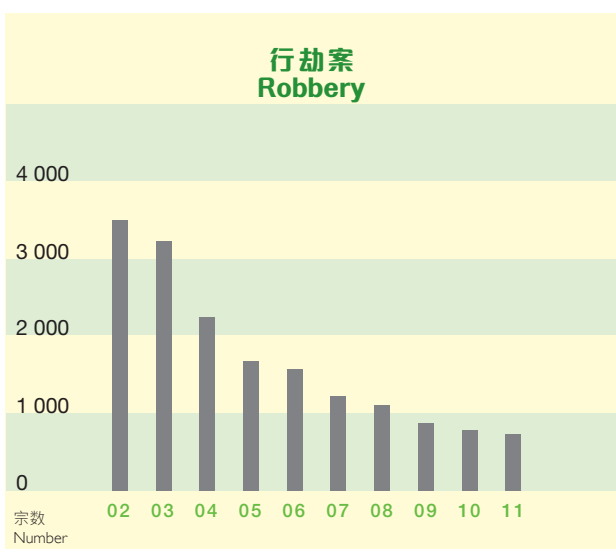
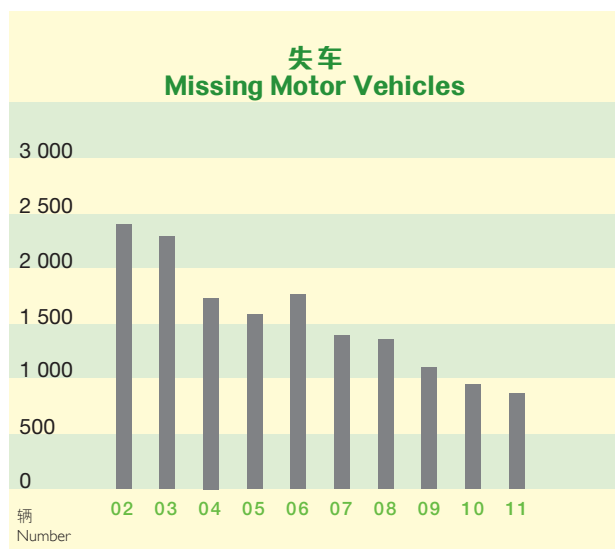
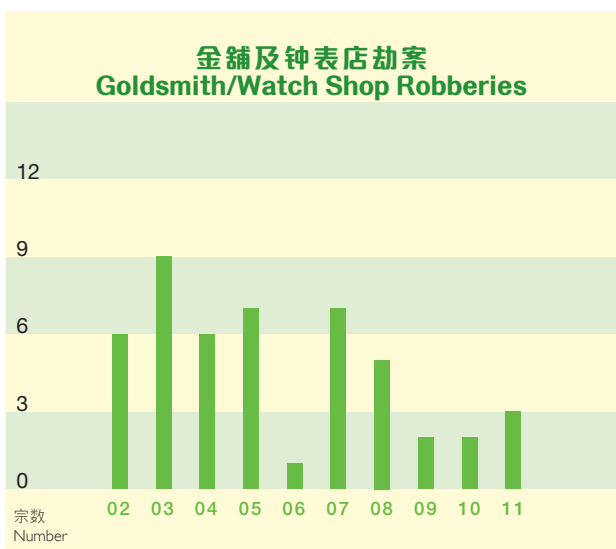
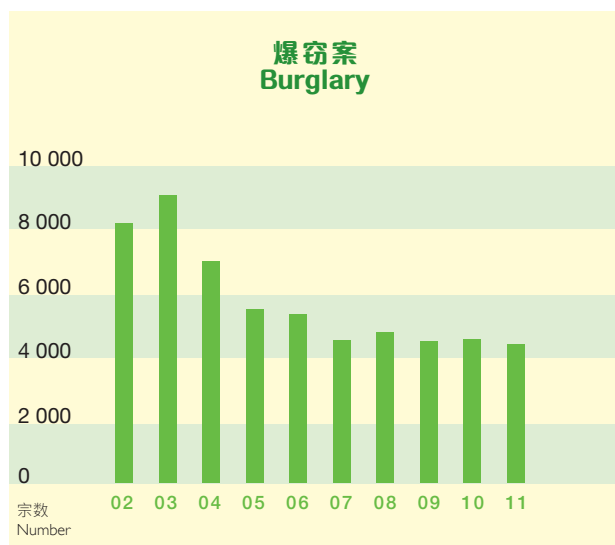
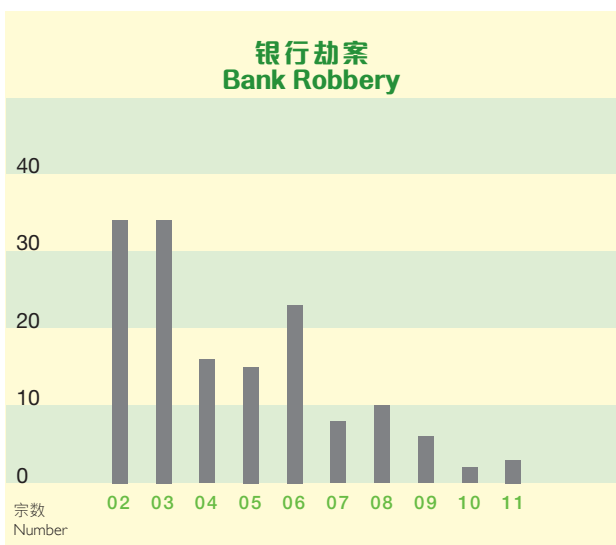
罪案 Crime	香港总区 HKI Region		东九龙总区 KE Region		西九龙总区 KW Region		新界北总区 NTN Region		新界南总区 NTS Region		水警总区 Marine Region		全港总数 Overall Hong Kong			
	2010	2011	2010	2011	2010	2011	2010	2011	2010	2011	2010	2011	2011年与2010年比较 2011 Compared with 2010			
													数字 Numerical	百分率 Percentage		
严重毒品罪行 Serious Narcotics Offences																
36 制炼毒品 Manufacturing of Dangerous Drugs	1	-	3	1	2	5	3	1	3	5	-	-	12	12	-	-
37 贩运毒品 Trafficking in Dangerous Drugs	100	101	122	120	400	329	207	200	137	115	1	9	967	874	-93	-9.6
38 藏有毒品 Possession of Dangerous Drugs	145	132	152	132	326	305	354	350	229	222	9	12	1 215	1 153	-62	-5.1
39 其他严重毒品罪行 Other Serious Narcotics Offences	-	1	-	2	-	2	2	1	-	-	-	-	2	6	+4	+200.0
违背合法权力的罪行 Offences against Lawful Authority																
40 误导/提供虚假信息予警方 Misleading/Giving False Information to Police	31	43	30	28	51	48	88	73	48	50	1	1	249	243	-6	-2.4
41 发假誓 Perjury	19	16	2	2	6	6	9	7	1	3	-	-	37	34	-3	-8.1
42 拒捕 Resisting Arrest	51	44	28	27	80	96	47	45	42	35	-	2	248	249	+1	+0.4
43 逃走及非法劫回 Escape and Rescue	1	-	2	2	2	2	2	1	1	1	1	-	9	6	-3	-33.3
44 其他违背合法权力的罪行 Other Offences against Lawful Authority	14	14	16	11	14	16	23	18	17	9	-	-	84	68	-16	-19.0
严重非法入境罪行 Serious Immigration Offences																
45 协助及教唆非法入境者 Aiding and Abetting of Illegal Immigrants	6	1	7	5	12	5	16	1	7	4	6	6	54	22	-32	-59.3
46 使用属于他人的身分证 Using Identity Card Relating to Another	26	24	4	11	54	38	22	17	12	14	-	-	118	104	-14	-11.9
47 其他严重入境罪行 Other Serious Immigration Offences	63	39	12	14	139	66	57	41	32	17	12	6	315	183	-132	-41.9
杂项罪案 Miscellaneous Crimes																
48 刑事毁坏 Criminal Damage	1 081	1 160	1 482	1 397	1 303	1 474	1 640	1 738	1 298	1 279	10	9	6 814	7 057	+243	+3.6
49 其他侵犯人身的罪行 Other Offences against Person	8	11	6	6	31	40	28	16	21	14	-	-	94	87	-7	-7.4
50 在公众地方行为不检/打鬥 Disorder/Fighting in Public Place	189	191	250	224	342	376	257	270	220	193	3	5	1 261	1 259	-2	-0.2
51 妨碍公安罪行 Offences against Public Order	6	7	5	5	3	10	15	16	7	10	-	-	36	48	+12	+33.3
52 非法社会罪行 Unlawful Society Offences	105	87	103	101	139	172	92	147	98	111	1	1	538	619	+81	+15.1
53 借贷 Money Lending	14	6	6	8	10	11	6	11	24	23	-	-	60	59	-1	-1.7
54 严重赌博罪行 Serious Gambling Offences	20	13	61	21	89	70	64	43	53	58	1	-	288	205	-83	-28.8
55 串谋 Conspiracy	31	33	2	6	13	9	6	13	4	7	-	1	56	69	+13	+23.2
56 高空坠物 Object Dropped from Building	231	134	498	351	250	196	231	116	237	147	-	-	1 447	944	-503	-34.8
57 其他罪案 Other Crime	256	369	140	146	198	193	152	128	246	219	-	-	992	1 055	+63	+6.4
其他罪案合计 Total Other Crime (17-57)	11 518	11 277	10 475	9 815	16 425	16 894	12 306	12 987	10 601	10 765	127	116	61 452	61 854	+402	+0.7
防范性罪案 Preventive Crime																
58 藏有枪械及弹药 Possession of Arms and Ammunition	7	6	4	2	13	15	14	13	97	84	1	1	136	121	-15	-11.0
59 藏有攻击性武器 Possession of Offensive Weapon	64	88	65	70	135	144	121	102	70	58	3	2	458	464	+6	+1.3
60 身怀盗窃工具 Going Equipped for Stealing	6	13	18	15	18	33	36	47	21	23	2	2	101	133	+32	+31.7
61 藏有非法工具 Possession of Unlawful Instrument	6	1	2	4	13	17	8	4	12	6	-	-	41	32	-9	-22.0
62 干扰车辆 Tampering with Vehicle	4	4	2	2	6	6	10	6	10	7	-	-	32	25	-7	-21.9
63 非法典当罪行 Unlawful Pawning Offences	1	3	2	2	7	1	3	1	8	1	-	-	21	8	-13	-61.9
64 游荡 Loitering	43	47	27	40	55	51	26	35	26	26	1	-	178	199	+21	+11.8
防范性罪案合计 Total Preventive Crime (58-64)	131	162	120	135	247	267	218	208	244	205	7	5	967	982	+15	+1.6
总计 Grand Total	13 864	13 588	13 027	12 224	20 019	20 522	15 762	16 356	13 115	13 077	178	169	75 965	75 936	-29	-0.04

8. 二零零二至二零一一年罪案表 (一) Crimes Charts 2002-2011 (1)



注：少年罪犯年龄在2003年7月以前是7至15岁。其后由于刑事责任的最低年龄有所改变，故此改为10至15岁。
Note: Juveniles refer to those aged 7-15 prior to July 2003. They refer to those aged 10-15 thereafter due to the change of minimum age of criminal liability.

8. 二零零二至二零一一年罪案表(二) Crimes Charts 2002-2011 (2)



9. 二零一零及二零一一年报案与破案数字及破案率

Crimes Reported, Detected and Detection Rate, 2010 and 2011

罪案 Crime	2010			2011		
	报案数字 Crimes Reported	破案数字 Crimes Detected	破案率 (%) Detection Rate (%)	报案数字 Crimes Reported	破案数字 Crimes Detected	破案率 (%) Detection Rate (%)
侵犯人身的暴力罪案 Violent Crime against Person						
1 强奸 Rape	112	106	94.6	91	83	91.2
2 非礼 Indecent Assault	1 448	1 043	72.0	1 415	1 023	72.3
3 谋杀及误杀 Murder & Manslaughter	35	32	91.4	17	16	94.1
4 意图谋杀 Attempted Murder	2	2	100.0	4	4	100.0
5 伤人 Wounding	1 884	1 119	59.4	1 777	1 088	61.2
6 严重殴打 Serious Assault	5 256	3 600	68.5	5 127	3 607	70.4
7 袭警 Assault on Police	462	459	99.4	458	452	98.7
8 绑架及拐带儿童 Kidnapping & Child Stealing	4	4	100.0	-	-	-
9 虐待儿童 Cruelty to Child	297	280	94.3	223	202	90.6
10 刑事恐吓 Criminal Intimidation	2 343	1 376	58.7	2 259	1 232	54.5
侵犯财物的暴力罪案 Violent Crime against Property						
11 使用枪械行劫(包括电枪) Robbery with Firearms/Arms (incl. stun guns)	-	-	-	3	1	33.3
12 使用类似手枪物体行劫 Robbery with Pistol-like Object	10	4	40.0	5	2	40.0
13 其他行劫 Other Robberies	768	201	26.2	723	239	33.1
14 严重爆窃 Aggravated Burglary	5	2	40.0	3	-	-
15 勒索 Blackmail	328	207	63.1	358	185	51.7
16 纵火 Arson	592	89	15.0	637	126	19.8
暴力罪案合计 (1-16) Total Violent Crime (1-16)	13 546	8 524	62.9	13 100	8 260	63.1
爆窃及盗窃 Burglary & Theft						
17 爆窃(有毁坏者) Burglary with Breaking	3 395	258	7.6	3 276	313	9.6
18 爆窃(无毁坏者) Burglary without Breaking	1 143	169	14.8	1 103	171	15.5
19 盗窃(抢掠) Theft (Snatching)	351	86	24.5	391	98	25.1
20 盗窃(扒窃) Theft (Pickpocketing)	1 400	242	17.3	1 583	242	15.3
21 盗窃(店铺盗窃) Theft (Shop Theft)	10 095	7 407	73.4	9 829	7 487	76.2
22 车辆内盗窃 Theft from Vehicle	1 752	212	12.1	1 423	170	11.9
23 擅自取去交通工具 Taking Conveyance without Authority	961	155	16.1	890	152	17.1
24 偷电 Abstracting of Electricity	42	29	69.0	41	27	65.9
25 地盘盗窃 Theft from Construction Site	684	85	12.4	741	95	12.8
26 其他杂项盗窃 Other Miscellaneous Thefts	19 058	4 322	22.7	20 128	4 536	22.5
27 接赃 Handling Stolen Goods	85	80	94.1	108	105	97.2
诈骗及伪造文件 Fraud & Forgery						
28 诈骗 Deception	5 652	1 050	18.6	6 134	1 285	20.9
29 商业骗案 Business Fraud	38	32	84.2	33	28	84.8
30 伪造文件及假钱 Forgery and Coinage	1 094	680	62.2	987	573	58.1
色情罪行 Sexual Offences						
31 非法性行为 Unlawful Sexual Intercourse	276	216	78.3	300	232	77.3
32 经营色情场所 Keeping Vice Establishments	256	256	100.0	234	234	100.0
33 淫媒/操控卖淫 Procuring/Controlling of Prostitution	74	70	94.6	124	123	99.2
34 粗犷性行为罪行 Unnatural Offences	25	22	88.0	15	13	86.7
35 其他违背社会道德的罪行 Other Offences against Public Morality	175	158	90.3	158	136	86.1
严重毒品罪行 Serious Narcotics Offences						
36 制炼毒品 Manufacturing of Dangerous Drugs	12	12	100.0	12	12	100.0
37 贩运毒品 Trafficking in Dangerous Drugs	967	964	99.7	874	872	99.8
38 藏有毒品 Possession of Dangerous Drugs	1 215	1 214	99.9	1 153	1 152	99.9
39 其他严重毒品罪行 Other Serious Narcotics Offences	2	2	100.0	6	6	100.0
违背合法权力的罪行 Offences against Lawful Authority						
40 误导/提供虚假信息予警方 Misleading/Giving False Information to Police	249	225	90.4	243	206	84.8
41 发假誓 Perjury	37	26	70.3	34	30	88.2
42 拒捕 Resisting Arrest	248	248	100.0	249	248	99.6
43 逃走及非法劫回 Escape and Rescue	9	9	100.0	6	5	83.3
44 其他违背合法权力的罪行 Other Offences against Lawful Authority	84	71	84.5	68	53	77.9
严重非法入境罪行 Serious Immigration Offences						
45 协助及教唆非法入境者 Aiding and Abetting of Illegal Immigrants	54	48	88.9	22	20	90.9
46 使用属于他人的身分证 Using Identity Card Relating to Another	118	98	83.1	104	86	82.7
47 其他严重入境罪行 Other Serious Immigration Offences	315	312	99.0	183	182	99.5
杂项罪案 Miscellaneous Crimes						
48 刑事毁坏 Criminal Damage	6 814	1 377	20.2	7 057	1 466	20.8
49 其他侵犯人身的罪行 Other Offences against Person	94	81	86.2	87	68	78.2
50 在公众地方行为不检/打斗 Disorder/Fighting in Public Place	1 261	1 232	97.7	1 259	1 227	97.5
51 妨碍公安罪行 Offences against Public Order	36	33	91.7	48	45	93.8
52 非法会社罪行 Unlawful Society Offences	538	394	73.2	619	473	76.4
53 借贷 Money Lending	60	44	73.3	59	45	76.3
54 严重赌博罪行 Serious Gambling Offences	288	285	99.0	205	201	98.0
55 串谋 Conspiracy	56	50	89.3	69	61	88.4
56 高空坠物 Object Dropped from Building	1 447	451	31.2	944	268	28.4
57 其他罪案 Other Crime	992	406	40.9	1 055	362	34.3
其他罪案合计 (17-57) Total Other Crime (17-57)	61 452	23 111	37.6	61 854	23 108	37.4
防范性罪案 Preventive Crime						
58 藏有枪械及弹药 Possession of Arms and Ammunition	136	134	98.5	121	116	95.9
59 藏有攻击性武器 Possession of Offensive Weapon	458	445	97.2	464	443	95.5
60 身怀盗窃工具 Going Equipped for Stealing	101	100	99.0	133	133	100.0
61 藏有非法工具 Possession of Unlawful Instrument	41	41	100.0	32	32	100.0
62 干扰车辆 Tampering with Vehicle	32	24	75.0	25	24	96.0
63 非法典当罪行 Unlawful Pawning Offences	21	17	81.0	8	8	100.0
64 游荡 Loitering	178	152	85.4	199	170	85.4
防范性罪案合计 (58-64) Total Preventive Crime (58-64)	967	913	94.4	982	926	94.3
总计 Grand Total	75 965	32 548	42.8	75 936	32 294	42.5

10. 二零一一年按年龄组别及性别统计的被捕人数 Persons Arrested by Age Group and Sex, 2011

罪案 Crime	少年罪犯 Juveniles		青年罪犯 Young Persons		成年罪犯 Adults						罪犯总数 Grand Total		
	10 - 15	16 - 20	21 - 30	31 - 60	61 & over	男 M	女 F	男 M	女 F	男 M	女 F	男 M	女 F
侵犯人身的暴力罪案 Violent Crime against Person													
1 强奸 Rape	2	-	19	-	42	-	26	-	2	-	91	-	-
2 非礼 Indecent Assault	119	3	87	1	189	3	428	2	104	-	927	9	-
3 谋杀及误杀 Murder & Manslaughter	-	-	2	-	2	2	6	5	2	-	12	7	-
4 意图谋杀 Attempted Murder	-	-	-	-	-	-	2	1	-	-	2	1	-
5 伤人 Wounding	91	6	324	8	351	27	486	123	85	14	1 337	178	-
6 严重殴打 Serious Assault	323	71	377	42	522	146	1 460	571	207	55	2 889	885	-
7 袭警 Assault on Police	-	1	16	3	67	10	103	22	5	-	191	36	-
8 绑架及拐带儿童 Kidnapping & Child Stealing	-	-	-	-	-	-	-	-	-	-	-	-	-
9 虐待儿童 Cruelty to Child	-	-	1	1	12	28	64	88	3	1	80	118	-
10 刑事恐吓 Criminal Intimidation	53	42	67	8	140	30	679	160	124	3	1 063	243	-
侵犯财物的暴力罪案 Violent Crime against Property													
11 使用枪械行劫(包括电枪) Robbery with Firearms/Arms (incl. stun guns)	-	-	-	-	-	-	1	-	-	-	1	-	-
12 使用类似手枪物体行劫 Robbery with Pistol-like Object	-	-	1	-	-	-	3	-	-	-	4	-	-
13 其他行劫 Other Robberies	89	25	110	5	73	1	97	3	2	-	371	34	-
14 严重爆窃 Aggravated Burglary	-	-	-	-	-	-	-	-	-	-	-	-	-
15 勒索 Blackmail	50	13	46	3	89	13	90	13	5	1	280	43	-
16 纵火 Arson	46	12	21	3	26	1	41	6	3	1	137	23	-
暴力罪案合计 (1-16) Total Violent Crime (1-16)	773	173	1 071	74	1 513	261	3 486	994	542	75	7 385	1 577	-
爆窃及盗窃 Burglary & Theft													
17 爆窃(有毁坏者) Burglary with Breaking	13	-	37	7	74	12	191	13	7	-	322	32	-
18 爆窃(无毁坏者) Burglary without Breaking	38	4	30	-	39	-	106	4	3	-	216	8	-
19 盗窃(抢掠) Theft (Snatching)	15	1	22	1	27	1	26	1	2	-	92	4	-
20 盗窃(扒窃) Theft (Pickpocketing)	-	-	3	1	33	6	198	32	8	1	242	40	-
21 盗窃(店铺盗窃) Theft (Shop Theft)	443	436	149	189	275	435	1 844	2 238	578	873	3 289	4 171	-
22 车辆内盗窃 Theft from Vehicle	10	3	9	-	18	1	116	2	4	-	157	6	-
23 擅自取去交通工具 Taking Conveyance without Authority	3	-	39	4	41	-	75	1	-	-	158	5	-
24 偷电 Abstracting of Electricity	-	-	-	-	3	1	17	7	5	-	25	8	-
25 地盘盗窃 Theft from Construction Site	5	-	2	-	6	-	79	9	9	1	101	10	-
26 其他杂项盗窃 Other Miscellaneous Thefts	521	106	460	102	760	502	1 827	859	183	50	3 751	1 619	-
27 接赃 Handling Stolen Goods	22	3	16	2	15	6	45	20	1	1	99	32	-
诈骗及伪造文件 Fraud & Forgery													
28 诈骗 Deception	8	12	119	37	269	104	674	351	126	70	1 196	574	-
29 商业骗案 Business Fraud	-	-	-	-	1	-	8	16	1	1	10	17	-
30 伪造文件及假钱 Forgery and Coinage	5	-	45	6	134	47	276	138	16	6	476	197	-
色情罪行 Sexual Offences													
31 非法性行为 Unlawful Sexual Intercourse	58	-	131	-	30	-	11	-	1	-	231	-	-
32 经营色情场所 Keeping Vice Establishments	-	-	3	-	27	-	161	84	7	3	198	87	-
33 淫媒/操控卖淫 Procuring/Controlling of Prostitution	-	6	2	-	16	4	18	6	1	1	37	17	-
34 粗犷性行为罪行 Unnatural Offences	-	-	2	-	3	-	5	-	-	-	10	-	-
35 其他违背社会道德的罪行 Other Offences against Public Morality	13	2	18	3	29	1	53	3	2	-	115	9	-
严重毒品罪行 Serious Narcotics Offences													
36 制炼毒品 Manufacturing of Dangerous Drugs	-	-	2	1	11	3	6	2	1	-	20	6	-
37 贩运毒品 Trafficking in Dangerous Drugs	36	7	256	71	331	86	414	130	24	2	1 061	296	-
38 藏有毒品 Possession of Dangerous Drugs	30	7	216	65	580	121	319	64	14	-	1 159	257	-
39 其他严重毒品罪行 Other Serious Narcotics Offences	1	-	1	-	-	-	6	4	1	-	9	4	-
违背合法权力的罪行 Offences against Lawful Authority													
40 误导/提供虚假信息予警方 Misleading/Giving False Information to Police	16	5	13	12	34	12	76	25	6	1	145	55	-
41 发假誓 Perjury	-	-	3	1	2	2	12	14	2	-	19	17	-
42 拒捕 Resisting Arrest	2	-	24	3	51	2	80	14	7	1	164	20	-
43 逃走及非法劫回 Escape and Rescue	-	-	2	-	-	-	1	-	-	-	3	-	-
44 其他违背合法权力的罪行 Other Offences against Lawful Authority	-	-	1	1	10	2	28	6	5	-	44	9	-
严重非法入境罪行 Serious Immigration Offences													
45 协助及教唆非法入境者 Aiding and Abetting of Illegal Immigrants	-	-	-	2	2	3	11	5	-	1	13	11	-
46 使用属于他人的身分证 Using Identity Card Relating to Another	1	2	2	3	17	14	33	15	-	-	53	34	-
47 其他严重入境罪行 Other Serious Immigration Offences	1	-	3	-	27	13	97	48	1	-	129	61	-
杂项罪案 Miscellaneous Crimes													
48 刑事毁坏 Criminal Damage	106	30	193	13	364	51	766	152	83	17	1 512	263	-
49 其他侵犯人身的罪行 Other Offences against Person	3	4	27	2	40	2	23	1	-	-	93	9	-
50 在公众地方行为不检/打斗 Disorder/Fighting in Public Place	64	16	173	18	487	106	1 220	476	179	47	2 123	663	-
51 妨碍公安罪行 Offences against Public Order	106	9	222	9	199	18	127	7	1	-	655	43	-
52 非法会社罪行 Unlawful Society Offences	101	7	210	12	125	5	139	6	6	-	581	30	-
53 借贷 Money Lending	1	-	19	2	41	7	49	13	1	-	111	22	-
54 严重赌博罪行 Serious Gambling Offences	-	-	1	-	21	3	106	84	33	6	161	93	-
55 串谋 Conspiracy	2	-	16	3	34	9	71	26	7	3	130	41	-
56 高空坠物 Object Dropped from Building	5	-	2	1	31	14	126	54	20	16	184	85	-
57 其他罪案 Other Crime	13	5	32	7	114	24	233	73	17	4	409	113	-
其他罪案合计 (17 - 57) Total Other Crime (17 - 57)	1 642	665	2 505	578	4 321	1 617	9 673	5 003	1 362	1 105	19 503	8 968	-
防范性罪案 Preventive Crime													
58 藏有枪械及弹药 Possession of Arms and Ammunition	1	-	2	4	21	10	64	18	7	1	95	33	-
59 藏有攻击性武器 Possession of Offensive Weapon	41	5	66	9	92	9	136	33	18	2	353	58	-
60 身怀盗窃工具 Going Equipped for Stealing	23	1	11	-	28	1	62	2	4	1	128	5	-
61 藏有非法工具 Possession of Unlawful Instrument	2	-	4	-	5	-	18	-	-	-	29	-	-
62 干扰车辆 Tampering with Vehicle	5	-	3	-	4	1	9	2	1	-	22	3	-
63 非法典当罪行 Unlawful Pawning Offences	-	-	-	-	2	-	-	1	-	-	2	1	-
64 游荡 Loitering	12	-	23	-	51	-	73	1	4	1	163	2	-
防范性罪案合计 (58 - 64) Total Preventive Crime (58 - 64)	84	6	109	13	203	21	362	57	34	5	792	102	-
总计 Grand Total	2 499	844	3 685	665	6 037	1 899	13 521	6 054	1 938	1 185	27 680	10 647	-

11. 二零一零及二零一一年交通意外及伤亡统计数字 Traffic Accidents and Casualties, 2010 and 2011

	2010		2011	
	意外事件 Accidents	伤亡人数 Casualties	意外事件 Accidents	伤亡人数 Casualties
港岛总区 Hong Kong Island Region				
死亡 Fatal	19	19	23	23
重伤 Serious injury	437	444	399	413
轻伤 Slight injury	2 546	3 289	2 619	3 275
合计 Total	3 002	3 752	3 041	3 711
东九龙总区 Kowloon East Region				
死亡 Fatal	15	15	20	20
重伤 Serious injury	378	397	349	375
轻伤 Slight injury	1 614	2 268	1 756	2 422
合计 Total	2 007	2 680	2 125	2 817
西九龙总区 Kowloon West Region				
死亡 Fatal	27	28	30	30
重伤 Serious injury	235	243	333	347
轻伤 Slight injury	3 114	3 880	3 033	3 835
合计 Total	3 376	4 151	3 396	4 212
新界北总区 New Territories North Region				
死亡 Fatal	29	29	39	41
重伤 Serious injury	459	481	570	612
轻伤 Slight injury	2 896	3 868	3 079	4 066
合计 Total	3 384	4 378	3 688	4 719
新界南总区 New Territories South Region				
死亡 Fatal	24	26	16	16
重伤 Serious injury	543	595	539	579
轻伤 Slight injury	2 607	3 542	2 736	3 749
合计 Total	3 174	4 163	3 291	4 344
总计 Grand Total				
死亡 Fatal	114	117	128	130
重伤 Serious injury	2 052	2 160	2 190	2 326
轻伤 Slight injury	12 777	16 847	13 223	17 347
合计 Total	14 943	19 124	15 541	19 803

12. 二零一零及二零一一年涉及司机的交通意外成因 Driver Contributory Factors in Accidents, 2010 and 2011

原因 Causes	2010 (人数 Persons)	2011 (人数 Persons)
驾驶不留神 Driving inattentively	3 077	3 487
行车时太贴近前面的车辆 Driving too close to vehicle in front	1 802	1 567
车辆失控 Losing control of vehicle	1 114	1 330
不小心转换行车线 Careless lane changing	1 013	995
不小心骑踏单车 Careless cycling	819	900
不适当地或不合法地转向 Improper or illegal turn	604	619
疏忽地倒后行车 Reversing negligently	295	304
没有确保乘客的安全 Failing to ensure the safety of passenger	226	246
疏忽地起动车辆 Starting negligently	271	203
不遵照交通灯号的指示 Disobeying traffic signal	219	192
疏忽地从旁路驶出 Emerging from side road negligently	140	169
不适当地超车 (扒头) Improper overtaking	142	149
不遵照「让路」标志 Disobeying "Give Way" sign	142	134
其他不当或违法行为 Other improper or illegal action	3 249	2 680
合计 Total	13 113[#]	12 975[#]

[#] 数字为引致交通意外的司机人数。

The figures are the number of drivers who have been at fault in traffic accidents.

13. 二零一零及二零一一年交通违例检控统计数字 Traffic Prosecutions, 2010 and 2011

	2010				2011			
	拘捕 Arrests	传票 Summonses	定额罚款 (行车) Fixed Penalty (Moving)	定额罚款 (泊车) Fixed Penalty (Parking)	拘捕 Arrests	传票 Summonses	定额罚款 (行车) Fixed Penalty (Moving)	定额罚款 (泊车) Fixed Penalty (Parking)
较严重违例事件 Primary Offences	2 366	21 289	–	–	2 246	20 556	–	–
违例行车事件 Moving Offences	307	22 707	428 494	–	243	20 616	410 389	–
行人违例事件 Pedestrian Offences	–	23 722	–	–	–	20 307	–	–
杂项违例事件 Miscellaneous Offences	10	4 399	–	–	16	3 942	–	–
违例泊车事件 Parking Offences	–	–	–	737 061	–	–	–	796 802
合计 Total	2 683	72 117	428 494	737 061	2 505	65 421	410 389	796 802

14. 二零一一年投诉警务人员个案(截至二零一一年十二月三十一日) Complaints against Police Officers, 2011 (as at 31.12.2011)

	数字 Number
A. 投诉警察课在二零一一年接获的个案总数 Total cases received by Complaints against Police Office (CAPO) in 2011	2 771
B. 独立监察警方处理投诉委员会在二零一一年批签通过的指控总数 Total allegations endorsed by Independent Police Complaints Council (IPCC) in 2011	6 105
• 经全面调查的指控 Allegations fully investigated	1 665
– 经全面调查而结果证明属实的指控 Allegations fully investigated with substantiated results	245
– 经全面调查的指控中证明属实的比率 Rate of fully investigated and substantiated allegations	14.7%
– 经全面调查结果属虚假不确的指控 Allegations fully investigated with false results	109
• 由于「撤回」、「无法追查」或「终止调查」而没有调查的指控 Allegations not investigated due to “Withdrawn”, “Not Pursuable” or “Curtailed”	3 466
• 以「循简易程序解决投诉」方式处理的指控 Allegations dealt with by “Informal Resolution”	974
C. 独立监察警方处理投诉委员会在二零一一年批签通过由投诉警察课进行调查而证明属实的指控的有关结果 Result of allegations investigated by CAPO and endorsed as substantiated by IPCC in 2011	
• 被裁定刑事罪名成立的警务人员 Police officers convicted of criminal offences	0
• 经正式纪律研讯而被裁定违反纪律的警务人员 Police officers found guilty at formal disciplinary proceedings	2
• 尚未聆讯完毕的违反纪律研讯 Disciplinary proceedings yet to be concluded	30
• 被给予忠告训示的警务人员 Officers given advice	156
D. 二零一一年循简易程序解决投诉计划 Informal Resolution Scheme 2011	
• 被认为适合采用上述计划的轻微投诉 Minor complaints considered suitable for the scheme	1 577
• 循上述计划解决的个案 Cases informally resolved	336
E. 二零一一年涉及有案尚在审理中的投诉 Sub-judice Complaints in 2011	310
• 以法庭审讯结果解决的个案 Cases resolved in court	133
• 在法庭审讯前或后，由于「撤回」、「无法追查」、「终止调查」或「循简易程序解决投诉」而没有调查的个案 Cases not investigated due to “Withdrawn”, “Not Pursuable”, “Curtailed” or “Informal Resolution” before or after court trial	18
• 经法庭审讯后，而全面调查的个案 Cases investigated after court trial	9
• 尚待法庭审讯或投诉警察课调查的个案 Cases pending court trial or investigation by CAPO	150
F. 在二零一一年，因个案被列为虚假不确而被检控的投诉人数字 Number of complainants prosecuted for making false complaints	0