



附件 Annexes

1.	香港警队高层架构一览表 Organisation Chart of Force Headquarters Directorate	84
2.	甲部门(行动处)架构表 Organisation of "A" Department (Operations)	86
3.	乙部门(刑事及保安处)架构表 Organisation of "B" Department (Crime and Security)	87
4.	丙部门(人事及训练处)架构表 Organisation of "C" Department (Personnel and Training)	88
5.	丁部门(监管处)架构表 Organisation of "D" Department (Management Services)	89
6.	戊部门(财务、政务及策划处)架构表 Organisation of "E" Department (Finance, Administration and Planning)	90
7.	陆上总区总部架构表 Organisation of Land Regional Headquarters	91
8.	水警总区总部架构表 Organisation of Marine Regional Headquarters	92

1. 编制人数与实际人数(截至二零零九年十二月三十一日) Establishment and Strength (as at 31.12. 2009)	93
2. 二零零九年授勋与嘉奖 Honours and Awards 2009	93
3. 二零零九年授勋与嘉奖名单 Honours and Awards 2009 – List of Recipients	94
4. 二零零九年警务处处长嘉奖名单 Commissioner's Commendations in 2009 – List of Recipients	95
5. 香港警务处员额分布表(截至二零零九年十二月三十一日) Distribution of Establishment (as at 31.12.2009)	96
6. 香港辅助警察队员额分布表(截至二零零九年十二月三十一日) Hong Kong Auxiliary Police Distribution of Establishment (as at 31.12.2009)	98
7. 二零零八及二零零九年各总区举报罪案数字 Crimes Reported by Region, 2008 and 2009	99
8. 二零零零至二零零九年罪案表 Crime Charts 2000 – 2009	101
9. 二零零八及二零零九年报案与破案数字及破案率 Crimes Reported, Detected and Detection Rate, 2008 and 2009	103
10. 二零零九年按年龄组别及性别统计的被捕人数 Persons Arrested by Age Group and Sex, 2009	104
11. 二零零八及二零零九年交通意外及伤亡统计数字 Traffic Accidents and Casualties, 2008 and 2009	105
12. 二零零八及二零零九年涉及司机的交通意外成因 Driver Contributory Factors in Accidents, 2008 and 2009	106
13. 二零零八及二零零九年交通违例检控统计数字 Traffic Prosecutions, 2008 and 2009	106
14. 二零零九年投诉警务人员个案(截至二零零九年十二月三十一日) Complaints against Police Officers, 2009 (as at 31.12.2009)	107



附件 Annexes

1. 香港警队高层架构一览表

Organisation Chart of Force Headquarters Directorate



警务处处长
CP
邓竟成
TANG King-shing



警务处副处长(行动)
DCP OPS
任达荣
YAM Tat-wing



警务处副处长(管理)
DCP MAN
曾伟雄
TSANG Wai-hung



行动处处长
D OPS
古树鸿
KOO Sii-hong



刑事及保安处处长
D C&S
李家超
LEE Ka-chiu



人事及训练处处长
DPT
邓厚升
TANG Hau-sing



监管处处长
DMS
邓甘满
TANG Kam-moon



财务、政务及
策划处处长
DFAP
杨耀声
YEUNG Yiu-shing



辅警总监
 COMMDT HKAPF
 郭志舜
KWOK Chi-shun

支援部 Support Wing

行动部 Operations Wing

警察总区(六个) Police Regions (6)

刑事部 Crime Wing

保安部 Security Wing

人事部 Personnel Wing

香港警察学院 Hong Kong Police College

资讯系统部 Information Systems Wing

服务质素监察部 Service Quality Wing

财务部 Finance Wing

政务部 Administration Wing

策划及发展部 Planning & Development Branch

Key to Annexes and Appendices

ABDO	Assistant Bomb Disposal Officer
ACP	Assistant Commissioner of Police
AD/AS	Assistant Director, Accounting Services
AO	Administrative Officer
AFWO	Assistant Force Welfare Officer
BDO	Bomb Disposal Officer
CEO	Chief Executive Officer
CIO	Chief Information Officer
CIP	Chief Inspector of Police
COMMDT HKAPF	Commandant, Hong Kong Auxiliary Police Force
CMSO	Chief Management Services Officer
CP	Commissioner of Police
CPCO	Chief Police Communications Officer
CPTR	Chief Police Translator
CSM	Chief Systems Manager
CSO	Chief Supplies Officer
CSP	Chief Superintendent of Police
CTE	Chief Telecommunications Engineer
D C&S	Director of Crime & Security
D/COMMDT HKAPF	Deputy Commandant, Hong Kong Auxiliary Police Force
DCP MAN	Deputy Commissioner of Police (Management)
DCP OPS	Deputy Commissioner of Police (Operations)
DFAP	Director of Finance, Administration & Planning
DMS	Director of Management Services
D OPS	Director of Operations
DPT	Director of Personnel & Training
EO	Executive Officer
FMTO	Force Motor Transport Officer
HKI	Hong Kong Island
KE	Kowloon East
KW	Kowloon West
MAR	Marine
NTN	New Territories North
NTS	New Territories South
RC	Regional Commander
SACP	Senior Assistant Commissioner of Police
SOLO	Senior Official Language Officer
SEO	Senior Executive Officer
SFTO	Senior Force Training Officer
SFWO	Senior Force Welfare Officer
SGT	Sergeant
SIP	Senior Inspector of Police
SP	Superintendent of Police
SPCP	Senior Police Clinical Psychologist
SPEO	Senior Principal Executive Officer
SSM	Senior Systems Manager
SSP	Senior Superintendent of Police
STC	Senior Technical Consultant
STA	Senior Treasury Accountant
STE	Senior Telecommunications Engineer
TA	Treasury Accountant
UB	Uniform Branch

2. 甲部门(行动处)架构表 Organisation of "A" Department (Operations)



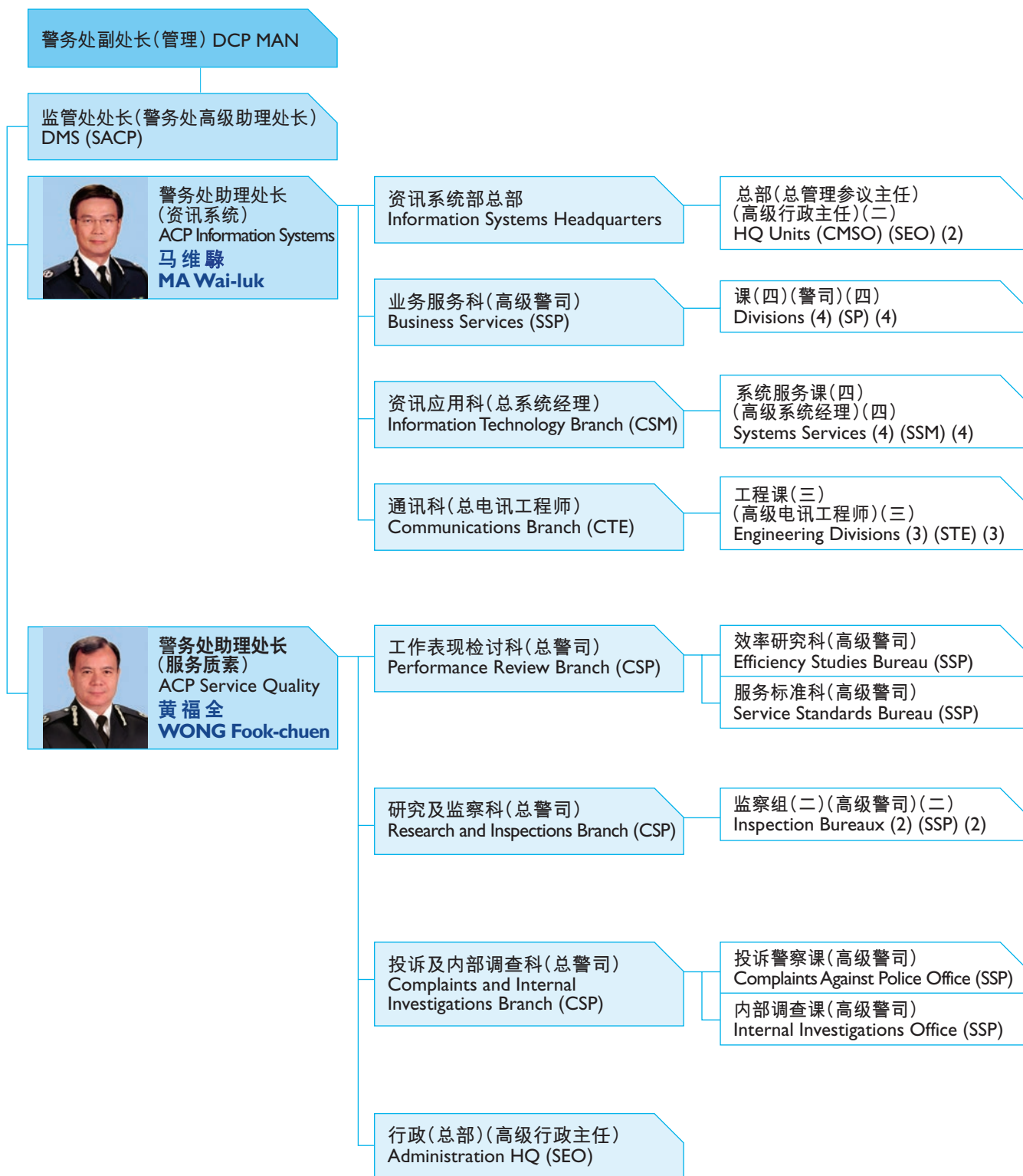
3. 乙部门(刑事及保安处)架构表 Organisation of "B" Department (Crime and Security)



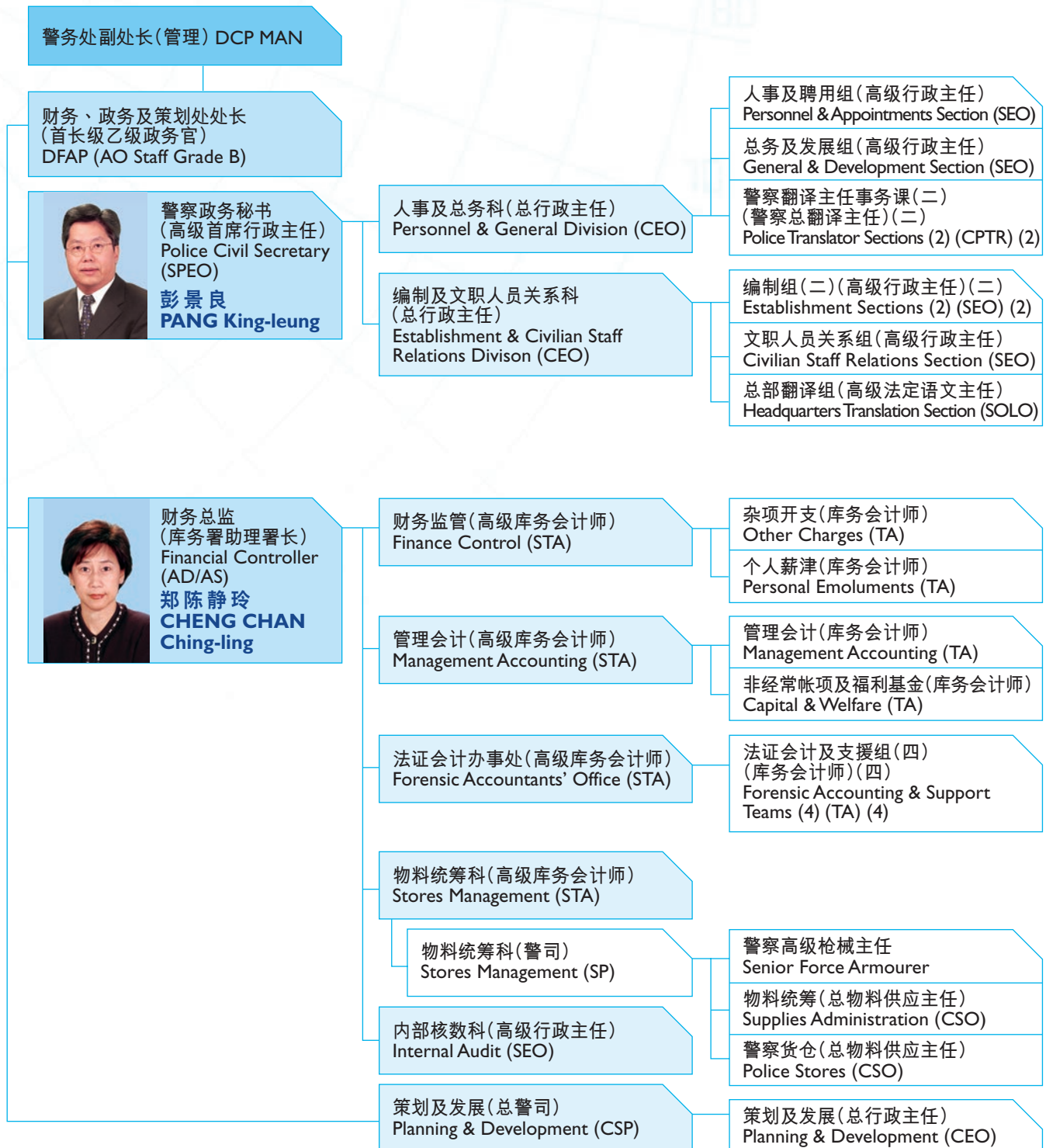
4. 丙部门(人事及训练处)架构表 Organisation of "C" Department (Personnel and Training)



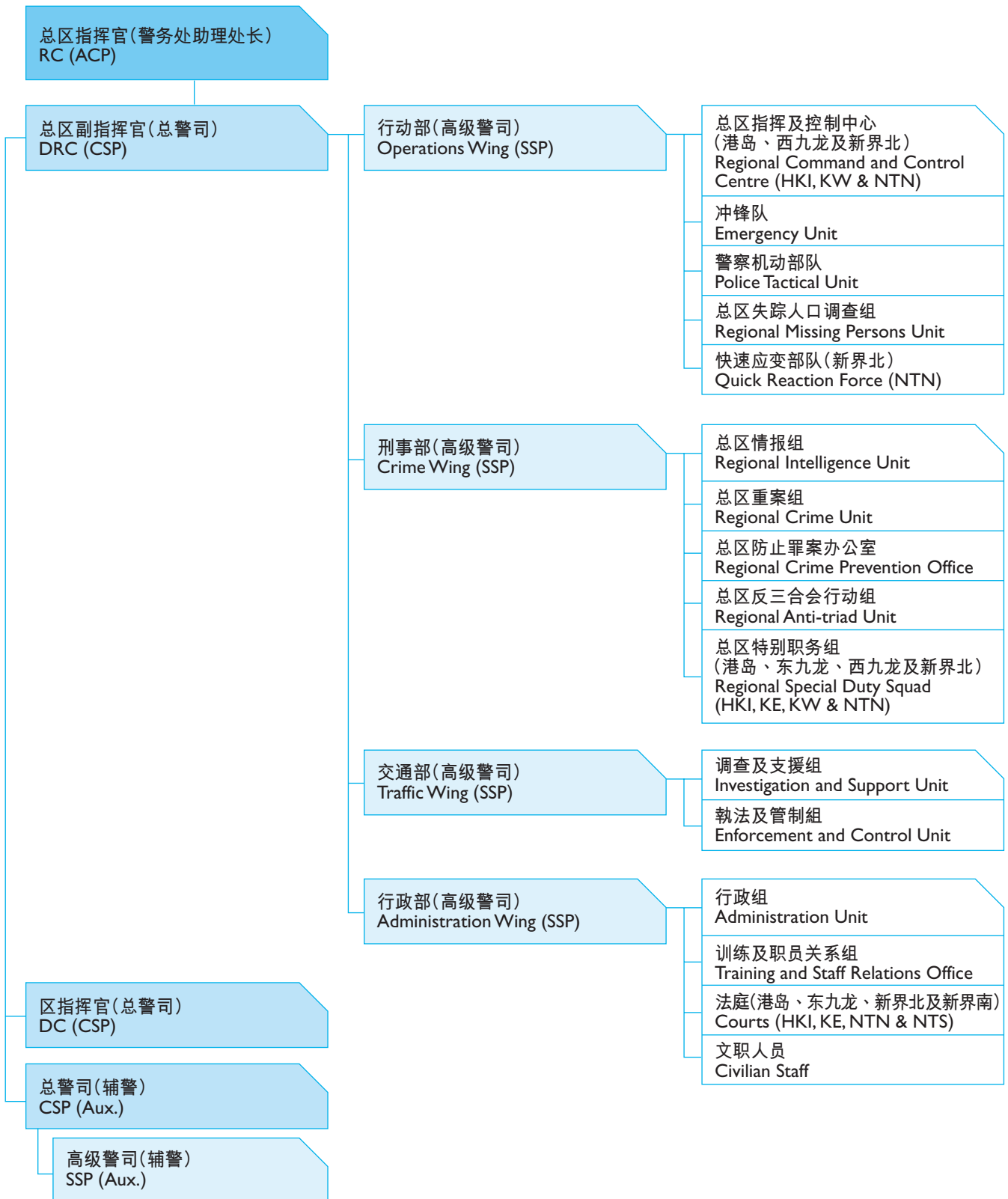
5. 丁部门(监管处)架构表 Organisation of "D" Department (Management Services)



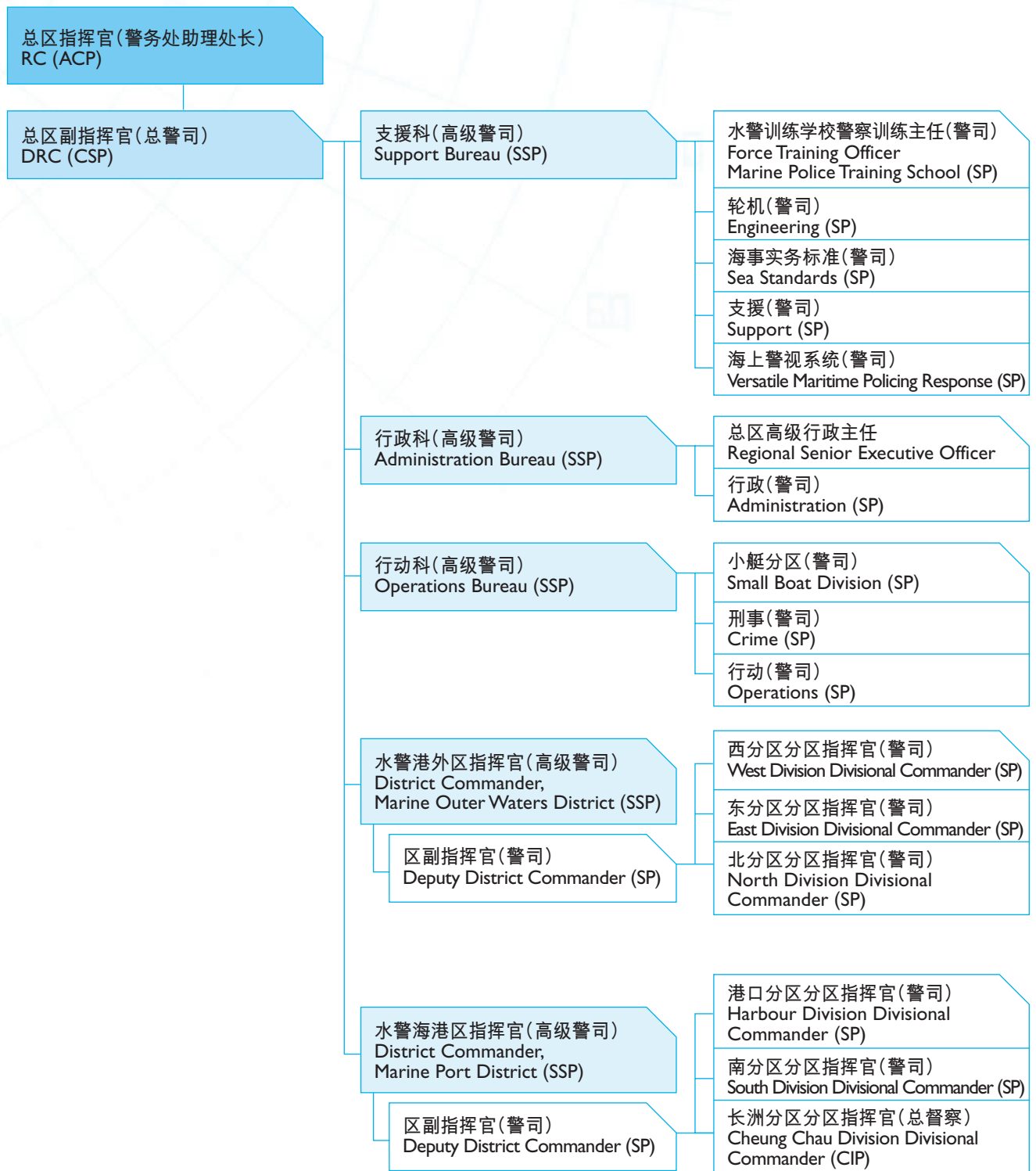
6. 戊部门(财务、政务及策划处)架构表 Organisation of "E" Department (Finance, Administration and Planning)



7. 陆上总区总部架构表 Organisation of Land Regional Headquarters



8. 水警总区总部架构表 Organisation of Marine Regional Headquarters



1. 编制人数与实际人数 (截至二零零九年十二月三十一日) Establishment and Strength (as at 31.12.2009)

		编制 Establishment	实际人数 Strength
香港警务处	Hong Kong Police Force		
宪委级人员	Gazetted Officer	426	430
督察级人员	Inspectorate	2 218	2 162
初级警务人员	Junior Police Officer	25 334	25 142
合计	Total	27 978	27 734
文职人员	Civilian staff	4 742	4 585
香港辅助警察队	Hong Kong Auxiliary Police Force		
宪委级人员	Gazetted Member	36	25
督察级人员	Inspectorate	214	124
初级警务人员	Junior Police Member	4 250	3 672
合计	Total	4 500	3 821

2. 二零零九年授勋与嘉奖 Honours and Awards 2009

	警司级及以上人员 Superintendent and above	督察级人员 Inspectorate	初级警务人员 Junior Police Officer	文职人员 Civilian Staff	总计 Total
香港警察卓越奖章 Hong Kong Police Medal for Distinguished Service	4	–	–	–	4
香港警察荣誉奖章 Hong Kong Police Medal for Meritorious Service	13	2	5	–	20
行政长官公共服务奖状 Chief Executive's Commendation for Government Service	9	–	1	–	10
香港警察长期服务奖章 Hong Kong Police Long Service Medal	7	55	611	–	673
香港警察长期服务奖章加叙第一勋扣 Hong Kong Police Long Service Medal – 1st Clasp	25	64	683	–	772
香港警察长期服务奖章加叙第二勋扣 Hong Kong Police Long Service Medal – 2nd Clasp	41	79	688	–	808
香港警察长期服务奖章加叙第三勋扣 Hong Kong Police Long Service Medal – 3rd Clasp	12	65	371	–	448
长期优良服务公费旅行奖励 Long & Meritorious Service Travel Award	8	32	309	21	370
长期服务奖状 Long and Meritorious Service Certificate	–	–	–	303	303



3. 二零零九年授勋与嘉奖名单 Honours and Awards 2009 – List of Recipients

香港警察卓越奖章

Hong Kong Police Medal for Distinguished Service

邓甘满先生 Mr TANG Kam-moon
刘志强先生 Mr LAU Chi-keung, Raymond
张肇华先生 Mr CHEUNG Siu-wah, Charlie
何国佳先生 Mr Blaine Stewart HOGGARD

香港警察荣誉奖章

Hong Kong Police Medal for Meritorious Service

吴世权先生 Mr NG Sai-kuen
高富士先生 Mr Michael Rex DEMAID-GROVES
靳敦贤先生 Mr David Michael GUNTON
梁宝德先生 Mr LEUNG Po-tak
穆敬贤先生 Mr Richard Henry MORGAN
卢伟聪先生 Mr LO Wai-chung, Stephen
黄瑞发先生 Mr WONG Sui-fat, Alfred
陈伟刚先生 Mr CHAN Wai-kong, Gabriel
文志洪先生 Mr MAN Chi-hung
刘振强先生 Mr LAU Chun-keung
戴律持先生 Mr Stephen Barry TARRANT
盛培芬先生 Mr SHING Pui-fun
黄梅洁女士 Ms WONG Mui-kit, Elsie
吴国荣先生 Mr NG Kwok-wing
赖炳良先生 Mr LAI Ping-leung
张永杰先生 Mr CHEUNG Wing-kit
林建强先生 Mr LAM Kin-keung
邓志明先生 Mr TANG Chi-ming
岑英豪先生 Mr SHAM Ying-ho
陈耀恩先生 Mr CHAN Yiu-yan

行政长官公共服务奖状

Chief Executive's Commendation
for Government Service

曾伟雄先生 Mr TSANG Wai-hung, Andy
古树鸿先生 Mr KOO Sii-hong, Henrique
孙贵良先生 Mr SUEN Kwai-leung, Bill
郑淑珍女士 Ms CHENG Shuk-chun, Ivy
陈健雄先生 Mr CHAN Kin-hung, Albert
叶智强先生 Mr IP Chi-keung, Ronald
麦力高先生 Mr Iain Fraser McNICOL
简迪文先生 Mr Martin CADMAN
柳敦先生 Mr James Gerard LANGTON
廖伟麟先生 Mr LIU Wai-lun

4. 二零零九年警务处处长嘉奖名单 Commissioner's Commendations in 2009 – List of Recipients

高级警司 Senior Superintendent	郑思庆先生 Mr CHENG See-hing
警司 Superintendent	陈华胜先生 Mr CHAN Wa-shing 彭慕贤女士 Ms PANG Mo-yin, Betty 谢守刚先生 Mr TSE Sau-kong
总督察 Chief Inspector	朱世亮先生 Mr CHU Sai-leung 李志聪先生 Mr LI Chi-chung, Donald 韦志达先生 Mr P.D.WHITTON 游乃强先生 Mr YAU Nai-keung
高级督察 Senior Inspector	胡建松先生 Mr WOO Kin-chung 夏定国先生 Mr R. J. C. HARDING 潘子坤先生 Mr POON Gee-kwun, David
警署警长 Station Sergeant	文铭森先生 Mr MAN Ming-sum
警长 Sergeant	王旭升先生 Mr WONG Yuk-shing
警员 Police Constable	布仲伟先生 Mr PO Chung-wai 蓝家顺先生 Mr LAM Ka-shun, Ken 关世聪先生 Mr KWAN Sai-chung 余振声先生 Mr YUE Chun-sing

5. 香港警务处员额分布表 (截至二零零九年十二月三十一日)
Distribution of Establishment (as at 31.12.2009)

	警务处 处长	警务处 副处长	警务处 高级助理 处长	警务处 助理 处长	总警司	高级 警司	警司	总督察	高级 督察/ 督察	警署 警长	警长	警员	纪律人员 合计	文职人员 合计	纪律及 文职人员 合计
	CP	DCP	SACP	ACP	CSP	SSP	SP	CIP	SIP/IP	SSGT	SGT	PC	Disciplined Staff Total	Civilian Staff Total	Disciplined & Civilian Staff Total
警察总部 Police Headquarters	1	2	4	8	21	44	134	234	612	285	1 233	2 466	5 044	2 036	7 080
港岛总区 Hong Kong Island Region															
总区总部 Regional Headquarters	-	-	-	1	1	2	2	4	11	2	4	156	183	42	225
指挥及控制中心 Command & Control Centre	-	-	-	-	-	-	4	-	4	-	41	-	49	91	140
冲锋队 Emergency Unit	-	-	-	-	-	-	1	1	6	6	42	204	260	4	264
裁判法院 Magistrates' Courts	-	-	-	-	-	-	-	-	4	1	2	32	39	10	49
总区刑事总部 Regional Headquarters (Crime)	-	-	-	-	-	1	2	7	15	12	28	118	183	8	191
总区交通部 Regional Traffic District	-	-	-	-	-	1	2	3	23	11	66	261	367	46	413
中区 Central District															
军装部 UB	-	-	-	-	1	1	3	8	19	38	90	505	665	79	744
刑事部 Crime	-	-	-	-	-	-	1	2	12	2	15	67	99	-	99
东区 Eastern District															
军装部 UB	-	-	-	-	1	1	3	7	21	36	88	461	618	77	695
刑事部 Crime	-	-	-	-	-	-	1	3	12	4	19	93	132	-	132
湾仔区 Wan Chai District															
军装部 UB	-	-	-	-	1	1	2	6	24	32	71	396	533	99	632
刑事部 Crime	-	-	-	-	-	-	1	2	13	3	19	96	134	-	134
西区 Western District															
军装部 UB	-	-	-	-	1	1	3	7	21	34	89	443	599	72	671
刑事部 Crime	-	-	-	-	-	-	1	3	11	2	17	73	107	-	107
港岛总区合计 Hong Kong Island Region Total	-	-	-	1	5	8	26	53	196	183	591	2 905	3 968	528	4 496
东九龙总区 Kowloon East Region															
总区总部 Regional Headquarters	-	-	-	1	1	2	2	5	7	1	5	132	156	47	203
冲锋队 Emergency Unit	-	-	-	-	-	-	1	1	5	5	40	203	255	6	261
裁判法院 Magistrates' Courts	-	-	-	-	-	-	-	-	2	2	4	70	78	17	95
总区刑事总部 Regional Headquarters (Crime)	-	-	-	-	-	1	2	7	13	10	25	110	168	9	177
总区交通部 Regional Traffic District	-	-	-	-	-	1	2	3	20	8	50	191	275	31	306
观塘区 Kwun Tong District															
军装部 UB	-	-	-	-	1	1	3	6	19	30	74	422	556	72	628
刑事部 Crime	-	-	-	-	-	-	1	2	12	3	19	89	126	-	126
铁路区 Railway District															
军装部 UB	-	-	-	-	1	1	3	7	17	27	65	369	490	60	550
刑事部 Crime	-	-	-	-	-	-	1	3	11	3	16	76	110	-	110
秀茂坪区 Sau Mau Ping District															
军装部 UB	-	-	-	-	1	1	2	6	23	31	78	520	662	76	738
刑事部 Crime	-	-	-	-	-	-	1	2	12	4	19	94	132	-	132
黄大仙区 Wong Tai Sin District															
军装部 UB	-	-	-	-	1	1	2	6	23	31	78	520	662	76	738
刑事部 Crime	-	-	-	-	-	-	1	2	12	4	19	94	132	-	132
东九龙总区合计 Kowloon East Region Total	-	-	-	1	4	8	19	44	151	144	462	2 557	3 390	342	3 732
西九龙总区 Kowloon West Region															
总区总部 Regional Headquarters	-	-	-	1	1	2	2	3	11	1	6	181	208	56	264
指挥及控制中心 Command & Control Centre	-	-	-	-	-	-	4	-	8	-	64	-	76	126	202
冲锋队 Emergency Unit	-	-	-	-	-	-	1	1	6	6	58	252	324	9	333
总区刑事总部 Regional Headquarters (Crime)	-	-	-	-	-	1	2	9	17	16	36	143	224	6	230
总区交通部 Regional Traffic District	-	-	-	-	-	1	2	3	26	8	68	273	381	43	424
九龙城区 Kowloon City District															
军装部 UB	-	-	-	-	1	1	3	7	25	34	90	512	673	90	763
刑事部 Crime	-	-	-	-	-	-	1	2	11	4	18	92	128	-	128
旺角区 Mong Kok District															
军装部 UB	-	-	-	-	1	1	2	6	19	23	76	377	505	84	589
刑事部 Crime	-	-	-	-	-	-	1	3	17	6	23	130	180	3	183
深水埗区 Sham Shui Po District															
军装部 UB	-	-	-	-	1	1	3	7	22	30	98	540	702	89	791
刑事部 Crime	-	-	-	-	-	-	1	3	16	4	24	115	163	-	163
油尖区 Yau Tsim District															
军装部 UB	-	-	-	-	1	1	3	7	25	34	102	569	742	106	848
刑事部 Crime	-	-	-	-	-	-	1	3	19	7	26	143	199	-	199
西九龙总区合计 Kowloon West Region Total	-	-	-	1	5	8	26	54	222	173	689	3 327	4 505	612	5 117

	警务处 处长	警务处 副处长	警务处 高级助 理处长	警务处 助理 处长	总警司	高级 警司	警司	总督察	高级 督察/ 督察	警署 警长	警长	警员	纪律人员 合计	文职人员 合计	纪律及 文职人员 合计
	CP	DCP	SACP	ACP	CSP	SSP	SP	CIP	SIP/IP	SSGT	SGT	PC	Disciplined Staff Total	Civilian Staff Total	Disciplined & Civilian Staff Total
新界北总区 New Territories North Region															
总区总部 Regional Headquarters	-	-	-	1	1	2	2	5	12	4	29	255	311	58	369
指挥及控制中心 Command & Control Centre	-	-	-	-	-	-	4	-	8	-	64	-	76	140	216
冲锋队 Emergency Unit	-	-	-	-	-	-	1	1	5	5	41	206	259	7	266
裁判法院 Magistrates' Courts	-	-	-	-	-	-	-	-	2	2	4	42	50	9	59
总区刑事总部 Regional Headquarters (Crime)	-	-	-	-	-	1	2	6	13	11	25	108	166	4	170
总区交通部 Regional Traffic District	-	-	-	-	-	1	2	3	23	11	76	248	364	42	406
边境区 Border District															
军装部 UB	-	-	-	-	1	1	5	8	24	36	146	741	962	113	1 075
刑事部 Crime	-	-	-	-	-	-	-	1	6	1	8	30	46	-	46
大埔区 Tai Po District															
军装部 UB	-	-	-	-	1	1	3	7	22	30	86	436	586	70	656
刑事部 Crime	-	-	-	-	-	-	1	3	19	2	26	129	180	-	180
屯门区 Tuen Mun District															
军装部 UB	-	-	-	-	1	1	3	7	17	31	67	417	544	71	615
刑事部 Crime	-	-	-	-	-	-	1	3	14	4	22	110	154	-	154
元朗区 Yuen Long District															
军装部 UB	-	-	-	-	1	1	3	9	26	36	109	576	761	92	853
刑事部 Crime	-	-	-	-	-	-	1	3	19	5	29	136	193	-	193
新界北总区合计 New Territories North Region Total	-	-	-	1	5	8	28	56	210	178	732	3 434	4 652	606	5 258
新界南总区 New Territories South Region															
总区总部 Regional Headquarters	-	-	-	1	1	2	2	4	8	1	5	145	169	50	219
冲锋队 Emergency Unit	-	-	-	-	-	-	1	1	5	5	40	205	257	6	263
裁判法院 Magistrates' Courts	-	-	-	-	-	-	-	-	2	2	4	45	53	9	62
总区刑事总部 Regional Headquarters (Crime)	-	-	-	-	-	1	2	6	14	12	25	104	164	4	168
总区交通部 Regional Traffic District	-	-	-	-	-	1	2	3	23	14	88	261	392	50	442
机场区 Airport District															
军装部 UB	-	-	-	-	-	1	1	3	16	19	53	276	369	43	412
刑事部 Crime	-	-	-	-	-	-	-	1	4	1	5	18	29	-	29
葵青区 Kwai Tsing District															
军装部 UB	-	-	-	-	1	1	3	7	19	31	80	476	618	77	695
刑事部 Crime	-	-	-	-	-	-	1	3	12	3	16	80	115	1	116
大屿山区 Lantau District															
军装部 UB	-	-	-	-	-	1	1	3	7	10	46	193	261	31	292
刑事部 Crime	-	-	-	-	-	-	-	1	3	-	8	33	45	-	45
沙田区 Sha Tin District															
军装部 UB	-	-	-	-	1	1	4	9	24	43	92	533	707	92	799
刑事部 Crime	-	-	-	-	-	-	1	3	15	4	20	103	146	-	146
荃湾区 Tsuen Wan District															
军装部 UB	-	-	-	-	1	1	2	6	16	29	70	387	512	63	575
刑事部 Crime	-	-	-	-	-	-	1	2	13	3	17	80	116	1	117
新界南总区合计 New Territories South Region Total	-	-	-	1	4	9	21	52	181	177	569	2 939	3 953	427	4 380
水警总区 Marine Region															
总区总部 Regional Headquarters	-	-	-	1	1	3	8	14	32	36	78	225	398	69	467
总区刑事总部 Regional Headquarters (Crime)	-	-	-	-	-	-	1	2	5	5	10	40	63	4	67
港外区 Outer Waters District															
军装部 UB	-	-	-	-	-	1	4	7	52	75	236	830	1 205	67	1 272
海港区 Port District															
军装部 UB	-	-	-	-	-	1	3	6	35	35	145	557	782	51	833
刑事部 Crime	-	-	-	-	-	-	-	-	-	1	5	12	18	-	18
水警总区合计 Marine Region Total	-	-	-	1	1	5	16	29	124	152	474	1 664	2 466	191	2 657
总计 Grand Total	1	2	4	14	45	90	270	522	1 696	1 292	4 750	19 292	27 978	4 742	32 720

6. 香港辅助警察队员额分布表 (截至二零零九年十二月三十一日)
Hong Kong Auxiliary Police Distribution of Establishment (as at 31.12.2009)

	辅警总监 COMMDT HKAPF	辅警 副总监 D/ COMMDT HKAPF	总警司 (辅警) CSP(Aux.)	高级警司 (辅警) SSP(Aux.)	警司 (辅警) SP(Aux.)	总督察 (辅警) CIP(Aux.)	高级督察 (辅警) SIP(Aux.)/ IP(Aux.)	警署警长 (辅警) SSGT(Aux.)	警长 (辅警) SGT(Aux.)	警员 (辅警) PC(Aux.)	纪律人员 合计 Disciplined Staff Total
香港辅助警察队总部 Headquarters (Aux.)											
总部 Headquarters	1	1	-	4	1	-	-	-	-	-	7
学警 Recruits	-	-	-	-	-	-	-	-	-	150	150
乐队 Band	-	-	-	-	-	-	1	1	6	30	38
合计 Total	1	1	-	4	1	-	1	1	6	180	195
港岛总区 (辅警) Hong Kong Island (Aux.)											
总部 Headquarters	-	-	1	1	-	-	-	-	-	-	2
西区 Western District	-	-	-	-	1	2	8	7	35	194	247
中区 Central District	-	-	-	-	1	2	9	7	40	195	254
湾仔区 Wan Chai District	-	-	-	-	1	1	8	7	35	194	246
东区 Eastern District	-	-	-	-	1	3	8	6	34	194	246
合计 Total	-	-	1	1	4	8	33	27	144	777	995
东九龙总区 (辅警) Kowloon East (Aux.)											
总部 Headquarters	-	-	1	1	-	-	-	-	-	-	2
黄大仙区 Wong Tai Sin District	-	-	-	-	1	2	8	8	23	149	191
秀茂坪区 Sau Mau Ping District	-	-	-	-	1	2	8	8	22	149	190
观塘区 Kwun Tong District	-	-	-	-	1	2	8	8	23	149	191
合计 Total	-	-	1	1	3	6	24	24	68	447	574
西九龙总区 (辅警) Kowloon West (Aux.)											
总部 Headquarters	-	-	1	1	-	-	-	-	-	-	2
旺角区 Mong Kok District	-	-	-	-	1	1	8	7	25	153	195
深水埗区 Sham Shui Po District	-	-	-	-	1	3	8	7	24	152	195
九龙城区 Kowloon City District	-	-	-	-	1	2	8	7	24	153	195
油尖区 Yau Tsim District	-	-	-	-	1	2	9	7	24	153	196
合计 Total	-	-	1	1	4	8	33	28	97	611	783
新界北总区 (辅警) New Territories North (Aux.)											
总部 Headquarters	-	-	1	1	-	-	-	-	-	-	2
大埔区 Tai Po District	-	-	-	-	1	2	9	10	29	186	237
屯门区 Tuen Mun District	-	-	-	-	1	3	9	10	30	186	239
元朗区 Yuen Long District	-	-	-	-	1	2	9	10	29	185	236
边界区 Border District	-	-	-	-	1	3	8	9	29	186	236
合计 Total	-	-	1	1	4	10	35	39	117	743	950
新界南总区 (辅警) New Territories South (Aux.)											
总部 Headquarters	-	-	1	1	-	-	-	-	-	-	2
大屿山区 Lantau District	-	-	-	-	1	1	9	5	25	131	172
葵青区 Kwai Tsing District	-	-	-	-	1	2	11	7	29	192	242
荃湾区 Tsuen Wan District	-	-	-	-	1	2	13	8	35	229	288
沙田区 Sha Tin District	-	-	-	-	1	3	15	10	37	233	299
合计 Total	-	-	1	1	4	8	48	30	126	785	1 003
总计 Grand Total	1	1	5	9	20	40	174	149	558	3 543	4 500

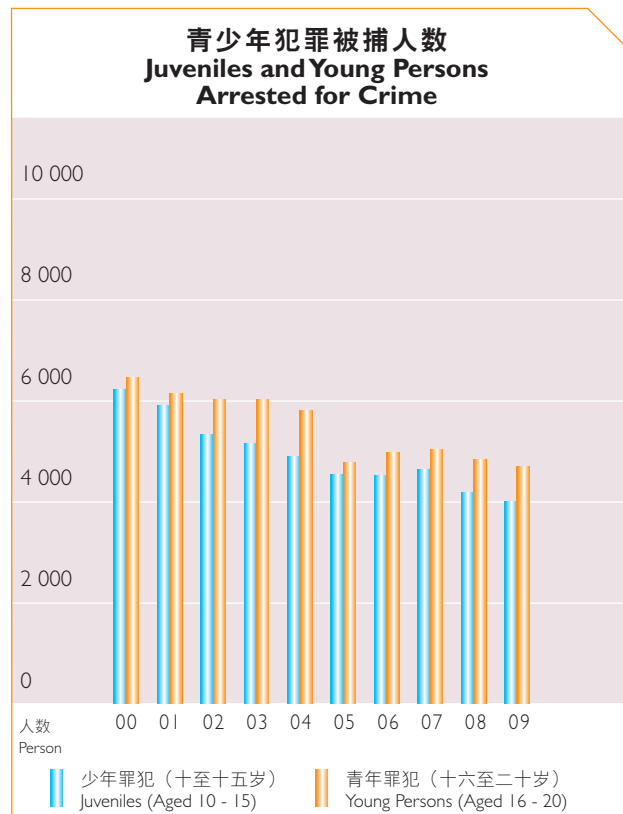
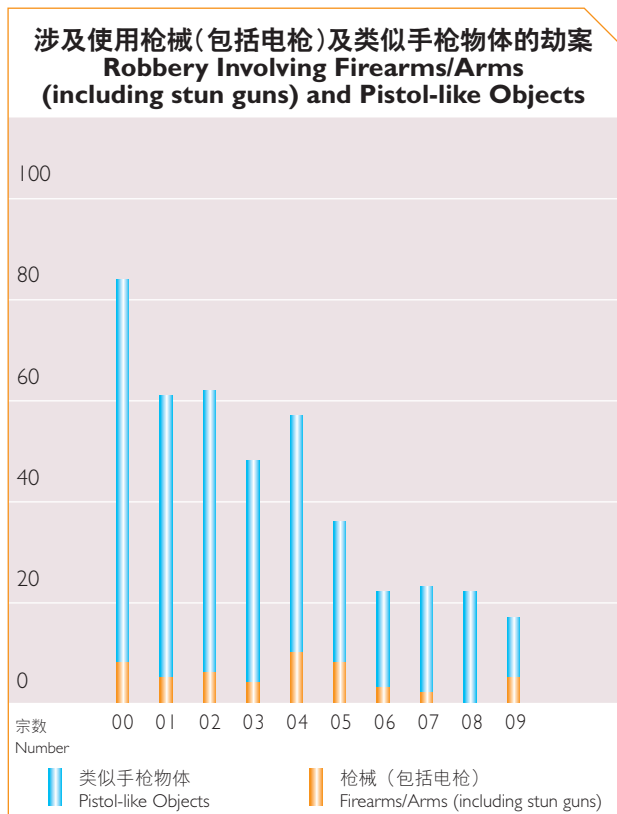
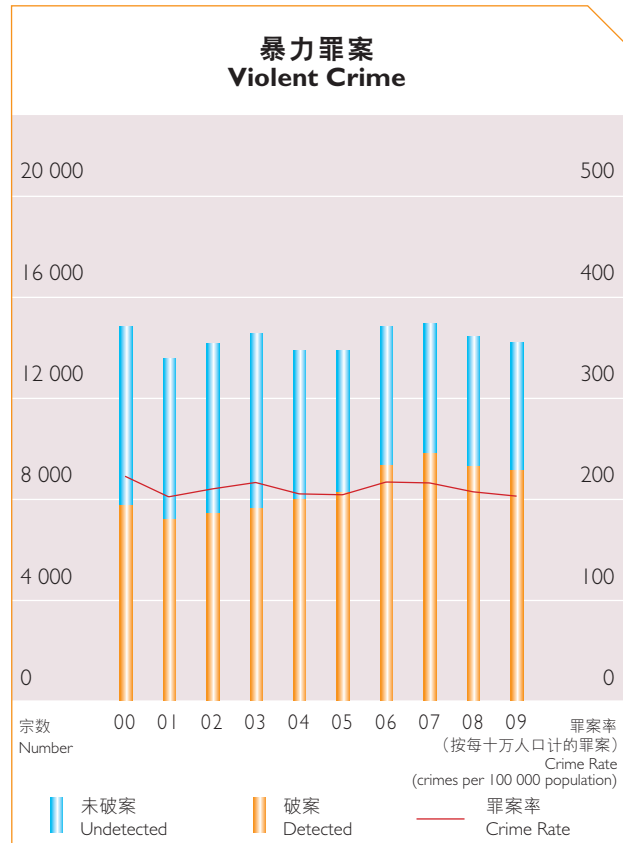
7. 二零零八及二零零九年各总区举报罪案数字(一) Crimes Reported by Region, 2008 and 2009 (1)

罪案 Crime	香港总区 HKI Region		东九龙总区 KE Region		西九龙总区 KW Region		新界北总区 NTN Region		新界南总区 NTS Region		水警总区 Marine Region		全港总数 Overall Hong Kong			
	2008	2009	2008	2009	2008	2009	2008	2009	2008	2009	2008	2009	2009年与2008年比较 2009 Compared with 2008			
													数字 Numerical	百分率 Percentage		
侵犯人身的暴力罪案 Violent Crime against Person																
1 强奸 Rape	16	21	14	9	33	44	27	36	15	26	-	-	105	136	+31	+29.5
2 非礼 Indecent Assault	241	228	204	182	358	366	288	304	286	226	4	12	1 381	1 318	-63	-4.6
3 谋杀及误杀 Murder & Manslaughter	4	3	5	7	5	10	14	22	8	5	-	-	36	47	+11	+30.6
4 意图谋杀 Attempted Murder	-	-	2	1	-	1	2	1	-	1	-	-	4	4	-	-
5 伤人 Wounding	428	428	254	288	596	621	324	370	275	183	9	13	1 886	1 903	+17	+0.9
6 严重殴打 Serious Assault	1 088	994	1 127	1 095	1 344	1 404	1 265	1 300	1 143	967	29	25	5 996	5 785	-211	-3.5
7 袭警 Assault on Police	106	93	49	42	197	131	107	104	65	72	4	6	528	448	-80	-15.2
8 绑架及拐带儿童 Kidnapping & Child Stealing	-	-	1	-	1	-	-	-	-	-	-	-	2	-	-2	-100.0
9 虐待儿童 Cruelty to Child	24	35	69	47	101	76	97	94	69	60	2	2	362	314	-48	-13.3
10 刑事恐吓 Criminal Intimidation	256	281	404	384	298	399	537	710	436	561	3	3	1 934	2 338	+404	+20.9
侵犯财物的暴力罪案 Violent Crime against Property																
11 使用枪械行动(包括电枪) Robbery with Firearms/Arms (incl. stun guns)	-	-	-	-	-	1	-	-	-	4	-	-	-	5	+5	+
12 使用类似手枪物体行劫 Robbery with Pistol-like Object	4	2	4	1	7	6	5	1	2	2	-	-	22	12	-10	-45.5
13 其他行劫 Other Robberies	145	132	165	100	354	297	255	200	158	121	1	3	1 078	853	-225	-20.9
14 严重爆窃 Aggravated Burglary	-	-	1	-	-	-	1	-	-	1	-	-	2	1	-1	-50.0
15 勒索 Blackmail	70	47	38	47	73	97	88	99	38	64	2	-	309	354	+45	+14.6
16 纵火 Arson	63	94	176	109	151	114	248	204	146	153	-	1	784	675	-109	-13.9
暴力罪案合计 Total Violent Crime (1-16)	2 445	2 358	2 513	2 312	3 518	3 567	3 258	3 445	2 641	2 446	54	65	14 429	14 193	-236	-1.6
爆窃及盗窃 Burglary & Theft																
17 爆窃(有毁坏者) Burglary with Breaking	645	552	595	492	1 077	1 069	635	591	549	485	7	27	3 508	3 216	-292	-8.3
18 爆窃(无毁坏者) Burglary without Breaking	177	224	249	211	345	332	256	273	229	219	8	13	1 264	1 272	+8	+0.6
19 盗窃(抢掠) Theft (Snatching)	65	57	58	55	164	184	98	86	61	45	2	1	448	428	-20	-4.5
20 盗窃(扒窃) Theft (Pickpocketing)	243	341	125	96	317	383	132	130	123	132	-	-	940	1 082	+142	+15.1
21 盗窃(店铺盗窃) Theft (Shop Theft)	1 901	2 318	1 573	1 860	2 232	2 463	1 792	2 084	1 840	1 997	5	11	9 343	10 733	+1 390	+14.9
22 车辆内盗窃 Theft from Vehicle	296	175	456	376	468	493	463	376	422	362	-	-	2 105	1 782	-323	-15.3
23 擅自取去交通工具(失车) Taking Conveyance without Authority (Missing Motor Vehicles)	98	97	240	151	250	175	505	458	273	234	1	-	1 367	1 115	-252	-18.4
	(92)	(94)	(235)	(152)	(250)	(175)	(512)	(455)	(271)	(230)	(-)	(-)	(1 360)	(1 106)	(-254)	(-18.7)
24 偷电 Abstracting of Electricity	7	12	7	2	12	18	22	14	1	7	1	-	50	53	+3	+6.0
25 地盘盗窃 Theft from Construction Site	123	83	170	185	232	146	124	118	137	186	2	3	788	721	-67	-8.5
26 其他杂项盗窃 Other Miscellaneous Thefts	4 520	3 920	2 981	2 628	4 978	5 005	4 148	3 735	3 488	3 299	74	53	20 189	18 640	-1 549	-7.7
27 接赃 Handling Stolen Goods	16	6	12	12	49	29	59	31	16	25	-	2	152	105	-47	-30.9
诈骗及伪造文件 Fraud & Forgery																
28 诈骗 Deception	1 038	1 072	701	844	1 351	1 555	731	806	829	846	3	7	4 653	5 130	+477	+10.3
29 商业骗案 Business Fraud	10	18	-	2	8	4	2	-	-	2	-	-	20	26	+6	+30.0
30 伪造文件及假钱 Forgery and Coinage	336	341	83	100	400	340	187	217	184	161	-	-	1 190	1 159	-31	-2.6
色情罪行 Sexual Offences																
31 非法性行为 Unlawful Sexual Intercourse	47	32	70	73	65	56	113	109	73	67	2	2	370	339	-31	-8.4
32 经营色情场所 Keeping Vice Establishments	10	5	-	3	290	299	10	6	1	6	-	-	311	319	+8	+2.6
33 淫媒/操控卖淫 Procuring/Controlling of Prostitution	-	15	1	1	73	56	7	8	-	-	-	-	81	80	-1	-1.2
34 粗犷性行为罪行 Unnatural Offences	5	4	7	2	7	9	5	10	2	9	-	-	26	34	+8	+30.8
35 其他违背社会道德的罪行 Other Offences against Public Morality	23	33	38	10	87	74	36	48	32	35	-	2	216	202	-14	-6.5

7. 二零零八及二零零九年各总区举报罪案数字(二) Crimes Reported by Region, 2008 and 2009 (2)

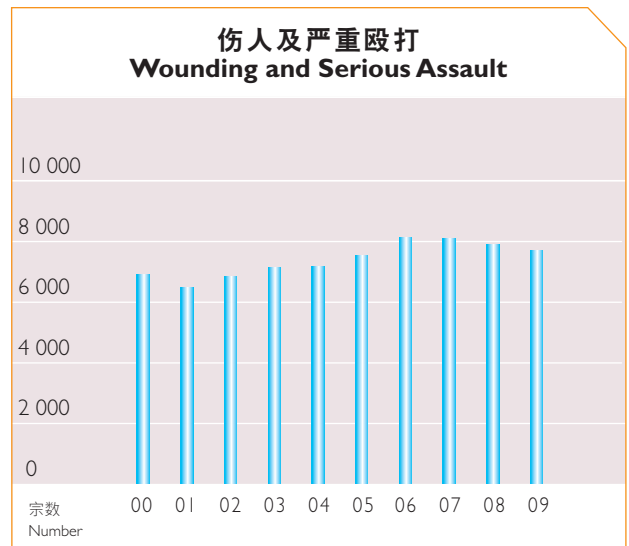
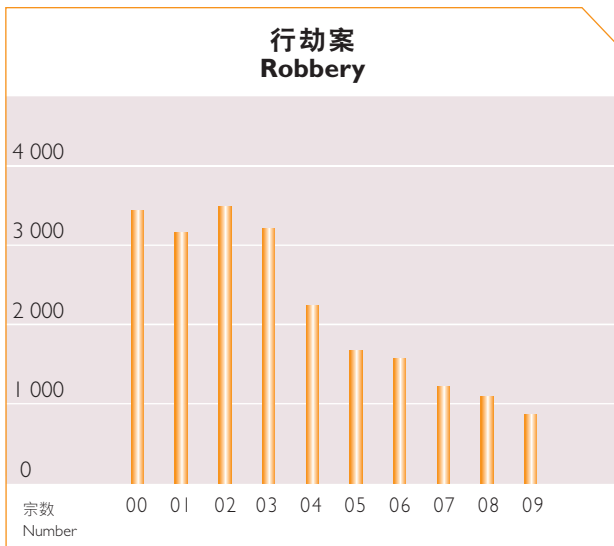
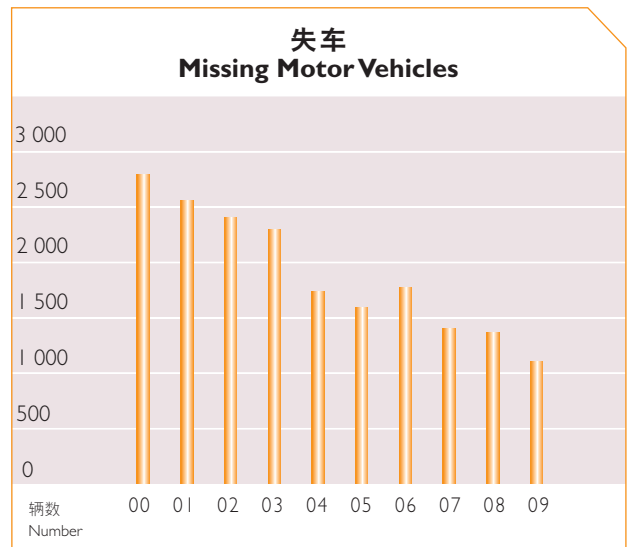
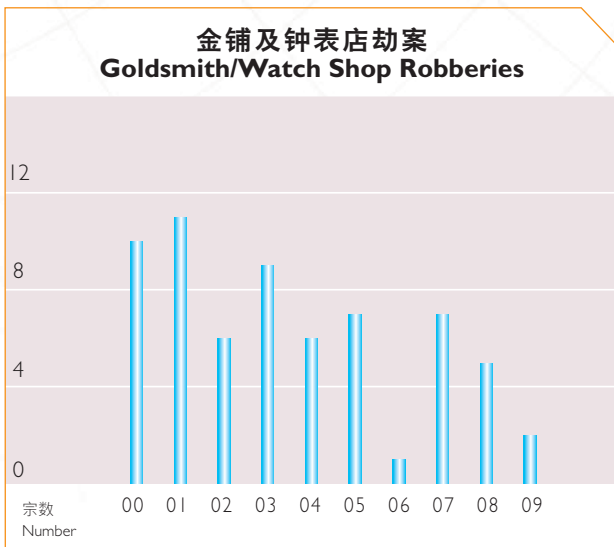
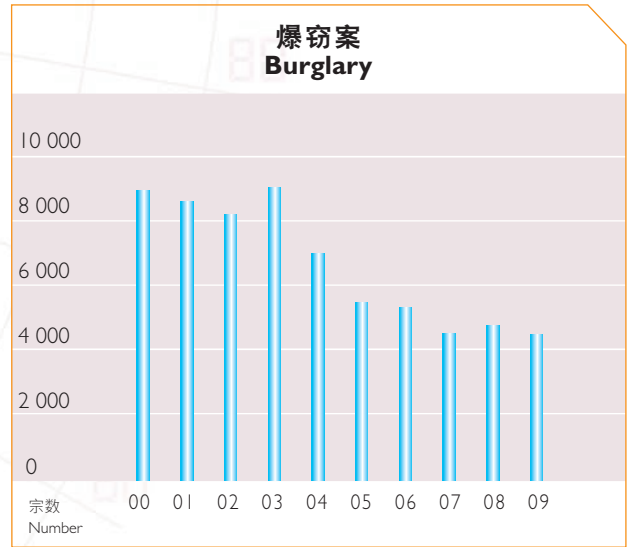
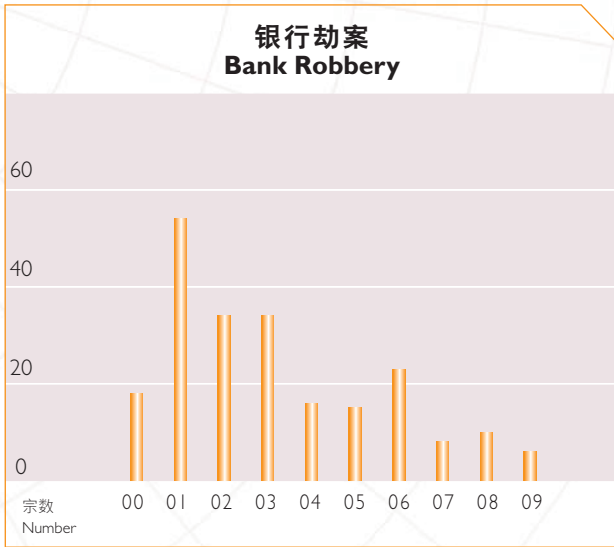
罪案 Crime	香港总区 HKI Region		东九龙总区 KE Region		西九龙总区 KW Region		新界北总区 NTN Region		新界南总区 NTS Region		水警总区 Marine Region		全港总数 Overall Hong Kong			
	2008	2009	2008	2009	2008	2009	2008	2009	2008	2009	2008	2009	2009年与2008年比较 2009 Compared with 2008			
													数字 Numerical	百分率 Percentage		
严重毒品罪行 Serious Narcotics Offences																
36 制炼毒品 Manufacturing of Dangerous Drugs	-	-	2	4	5	11	3	2	-	3	-	-	10	20	+10	+100.0
37 贩运毒品 Trafficking in Dangerous Drugs	73	111	132	147	482	499	274	196	100	150	2	5	1 063	1 108	+45	+4.2
38 藏有毒品 Possession of Dangerous Drugs	233	206	238	207	775	643	389	428	234	289	18	21	1 887	1 794	-93	-4.9
39 其他严重毒品罪行 Other Serious Narcotics Offences	1	2	-	1	-	1	2	2	3	1	-	-	6	7	+1	+16.7
违背合法权力的罪行 Offences against Lawful Authority																
40 误导/提供虚假信息予警方 Misleading/Giving False Information to Police	43	47	47	28	60	53	61	66	42	48	2	4	255	246	-9	-3.5
41 发假誓 Perjury	14	12	-	1	6	3	23	16	8	7	-	-	51	39	-12	-23.5
42 拒捕 Resisting Arrest	46	37	22	34	103	90	61	48	48	27	2	3	282	239	-43	-15.2
43 逃走及非法劫回 Escape and Rescue	-	1	-	-	-	3	3	2	1	2	-	-	4	8	+4	+100.0
44 其他违背合法权力的罪行 Other Offences against Lawful Authority	18	18	12	9	35	25	24	17	17	22	-	1	106	92	-14	-13.2
严重非法入境罪行 Serious Immigration Offences																
45 协助及教唆非法入境者 Aiding and Abetting of Illegal Immigrants	5	3	3	7	25	14	25	18	13	13	6	18	77	73	-4	-5.2
46 使用属于他人的身分证 Using Identity Card Relating to Another	23	31	10	15	54	56	31	25	24	16	-	-	142	143	+1	+0.7
47 其他严重入境罪行 Other Serious Immigration Offences	70	75	20	15	226	137	110	79	66	60	20	20	512	386	-126	-24.6
杂项罪案 Miscellaneous Crimes																
48 刑事毁坏 Criminal Damage	1 225	1 032	1 485	1 298	1 192	1 331	1 704	1 786	1 280	1 339	18	21	6 904	6 807	-97	-1.4
49 其他侵犯人身的罪行 Other Offences against Person	6	14	8	3	16	24	43	31	12	13	2	-	87	85	-2	-2.3
50 在公众地方行为不检/打斗 Disorder/Fighting in Public Place	217	187	282	283	355	332	285	305	271	243	2	5	1 412	1 355	-57	-4.0
51 妨碍公安罪行 Offences against Public Order	14	7	8	-	9	5	12	12	11	13	-	-	54	37	-17	-31.5
52 非法会社罪行 Unlawful Society Offences	197	181	160	86	172	149	116	125	126	143	4	-	775	684	-91	-11.7
53 借贷 Money Lending	3	9	7	12	6	11	9	14	21	21	-	-	46	67	+21	+45.7
54 严重赌博罪行 Serious Gambling Offences	55	24	51	37	98	62	54	63	45	53	2	4	305	243	-62	-20.3
55 串谋 Conspiracy	24	31	11	7	14	15	5	13	6	3	1	-	61	69	+8	+13.1
56 高空坠物 Object Dropped from Building	151	191	379	424	169	288	128	191	198	227	-	-	1 025	1 321	+296	+28.9
57 其他罪案 Other Crime	180	236	85	128	178	234	94	167	221	356	1	2	759	1 123	+364	+48.0
其他罪案合计 Total Other Crime (17-57)	12 158	11 760	10 328	9 849	16 385	16 676	12 781	12 706	11 007	11 166	185	225	62 844	62 382	-462	-0.7
防范性罪案 Preventive Crime																
58 藏有枪械及弹药 Possession of Arms and Ammunition	6	11	7	3	17	21	15	16	95	91	-	-	140	142	+2	+1.4
59 藏有攻击性武器 Possession of Offensive Weapon	102	86	84	66	174	205	160	129	74	64	1	1	595	551	-44	-7.4
60 身怀盗窃工具 Going Equipped for Stealing	15	12	11	10	37	40	61	46	21	24	-	-	145	132	-13	-9.0
61 藏有非法工具 Possession of Unlawful Instrument	3	4	7	3	24	14	15	6	8	6	-	-	57	33	-24	-42.1
62 干扰车辆 Tampering with Vehicle	5	3	5	2	8	5	6	10	7	7	-	-	31	27	-4	-12.9
63 非法典当罪行 Unlawful Pawning Offences	7	1	2	2	10	9	-	2	3	2	-	-	22	16	-6	-27.3
64 游荡 Loitering	48	33	39	25	45	53	33	27	41	16	-	-	206	154	-52	-25.2
防范性罪案合计 Total Preventive Crime (58-64)	186	150	155	111	315	347	290	236	249	210	1	1	1 196	1 055	-141	-11.8
总计 Grand Total	14 789	14 268	12 996	12 272	20 218	20 590	16 329	16 387	13 897	13 822	240	291	78 469	77 630	-839	-1.1

8. 二零零零年至二零零九年罪案表(一) Crime Charts 2000-2009 (1)



注：少年罪犯年龄在二零零三年七月以前是七至十五岁。其后由于刑事责任的最低年龄有所改变，故此改为十至十五岁。
Note: Juveniles refer to those aged 7-15 prior to July 2003. They refer to those aged 10-15 thereafter due to the change of minimum age of criminal liability.

8. 二零零零年至二零零九年罪案表(二)
Crime Charts 2000-2009 (2)



9. 二零零八及二零零九年报案与破案数字及破案率 Crimes Reported, Detected and Detection Rate, 2008 and 2009

罪案 Crime	2008			2009		
	报案数字 Crimes Reported	破案数字 Crimes Detected	破案率 Detection Rate (%)	报案数字 Crimes Reported	破案数字 Crimes Detected	破案率 Detection Rate (%)
侵犯人身的暴力罪案 Violent Crime against Person						
1 强奸 Rape	105	90	85.7	136	121	89.0
2 非礼 Indecent Assault	1 381	934	67.6	1 318	934	70.9
3 谋杀及误杀 Murder & Manslaughter	36	32	88.9	47	44	93.6
4 意图谋杀 Attempted Murder	4	4	100.0	4	4	100.0
5 伤人 Wounding	1 886	1 140	60.4	1 903	1 138	59.8
6 严重殴打 Serious Assault	5 996	4 321	72.1	5 785	4 165	72.0
7 袭警 Assault on Police	528	525	99.4	448	447	99.8
8 绑架及拐带儿童 Kidnapping & Child Stealing	2	1	50.0	-	-	-
9 虐待儿童 Cruelty to Child	362	340	93.9	314	294	93.6
10 刑事恐吓 Criminal Intimidation	1 934	1 142	59.0	2 338	1 366	58.4
侵犯财物的暴力罪案 Violent Crime against Property						
11 使用枪械行劫(包括电枪) Robbery with Firearms/Arms (incl. stun guns)	-	-	-	5	3	60.0
12 使用类似手枪物体行劫 Robbery with Pistol-like Object	22	7	31.8	12	5	41.7
13 其他行劫 Other Robberies	1 078	393	36.5	853	255	29.9
14 严重爆窃 Aggravated Burglary	2	1	50.0	1	1	100.0
15 勒索 Blackmail	309	197	63.8	354	227	64.1
16 纵火 Arson	784	138	17.6	675	126	18.7
暴力罪案合计 Total Violent Crime (1-16)	14 429	9 265	64.2	14 193	9 130	64.3
爆窃及盗窃 Burglary & Theft						
17 爆窃(有毁坏者) Burglary with Breaking	3 508	273	7.8	3 216	269	8.4
18 爆窃(无毁坏者) Burglary without Breaking	1 264	195	15.4	1 272	229	18.0
19 盗窃(抢掠) Theft (Snatching)	448	101	22.5	428	94	22.0
20 盗窃(扒窃) Theft (Pickpocketing)	940	193	20.5	1 082	213	19.7
21 盗窃(店铺盗窃) Theft (Shop Theft)	9 343	6 780	72.6	10 733	7 701	71.8
22 车辆内盗窃 Theft from Vehicle	2 105	242	11.5	1 782	193	10.8
23 擅自取去交通工具 Taking Conveyance without Authority	1 367	120	8.8	1 115	157	14.1
24 偷电 Abstracting of Electricity	50	40	80.0	53	36	67.9
25 地盘盗窃 Theft from Construction Site	788	123	15.6	721	83	11.5
26 其他杂项盗窃 Other Miscellaneous Thefts	20 189	5 100	25.3	18 640	4 535	24.3
27 接赃 Handling Stolen Goods	152	145	95.4	105	101	96.2
诈骗及伪造文件 Fraud & Forgery						
28 诈骗 Deception	4 653	1 275	27.4	5 130	1 310	25.5
29 商业骗案 Business Fraud	20	17	85.0	26	18	69.2
30 伪造文件及假钱 Forgery and Coinage	1 190	878	73.8	1 159	777	67.0
色情罪行 Sexual Offences						
31 非法性行为 Unlawful Sexual Intercourse	370	319	86.2	339	261	77.0
32 经营色情场所 Keeping Vice Establishments	311	311	100.0	319	318	99.7
33 淫媒/操控卖淫 Procuring/Controlling of Prostitution	81	71	87.7	80	75	93.8
34 粗犷性行为罪行 Unnatural Offences	26	21	80.8	34	31	91.2
35 其他违背社会道德的罪行 Other Offences against Public Morality	216	179	82.9	202	180	89.1
严重毒品罪行 Serious Narcotics Offences						
36 制炼毒品 Manufacturing of Dangerous Drugs	10	10	100.0	20	20	100.0
37 贩运毒品 Trafficking in Dangerous Drugs	1 063	1 061	99.8	1 108	1 105	99.7
38 藏有毒品 Possession of Dangerous Drugs	1 887	1 883	99.8	1 794	1 791	99.8
39 其他严重毒品罪行 Other Serious Narcotics Offences	6	6	100.0	7	6	85.7
违背合法权力的罪行 Offences against Lawful Authority						
40 误导/提供虚假信息予警方 Misleading/Giving False Information to Police	255	235	92.2	246	218	88.6
41 发假誓 Perjury	51	48	94.1	39	34	87.2
42 拒捕 Resisting Arrest	282	280	99.3	239	237	99.2
43 逃走及非法劫回 Escape and Rescue	4	4	100.0	8	7	87.5
44 其他违背合法权力的罪行 Other Offences against Lawful Authority	106	96	90.6	92	75	81.5
严重非法入境罪行 Serious Immigration Offences						
45 协助及教唆非法入境者 Aiding and Abetting of Illegal Immigrants	77	71	92.2	73	70	95.9
46 使用属于他人的身分证 Using Identity Card Relating to Another	142	125	88.0	143	130	90.9
47 其他严重入境罪行 Other Serious Immigration Offences	512	509	99.4	386	383	99.2
杂项罪案 Miscellaneous Crimes						
48 刑事毁坏 Criminal Damage	6 904	1 409	20.4	6 807	1 494	21.9
49 其他侵犯人身的罪行 Other Offences against Person	87	70	80.5	85	71	83.5
50 在公众地方行为不检/打鬥 Disorder/Fighting in Public Place	1 412	1 378	97.6	1 355	1 326	97.9
51 妨碍公安罪行 Offences against Public Order	54	46	85.2	37	36	97.3
52 非法会社罪行 Unlawful Society Offences	775	604	77.9	684	501	73.2
53 借贷 Money Lending	46	36	78.3	67	45	67.2
54 严重赌博罪行 Serious Gambling Offences	305	301	98.7	243	239	98.4
55 串谋 Conspiracy	61	56	91.8	69	63	91.3
56 高空坠物 Object Dropped from Building	1 025	300	29.3	1 321	366	27.7
57 其他罪案 Other Crime	759	457	60.2	1 123	496	44.2
其他罪案合计 Total Other Crime (17-57)	62 844	25 368	40.4	62 382	25 294	40.5
防范性罪案 Preventive Crime						
58 藏有枪械及弹药 Possession of Arms and Ammunition	140	139	99.3	142	141	99.3
59 藏有攻击性武器 Possession of Offensive Weapon	595	576	96.8	551	533	96.7
60 身怀盗窃工具 Going Equipped for Stealing	145	142	97.9	132	132	100.0
61 藏有非法工具 Possession of Unlawful Instrument	57	57	100.0	33	31	93.9
62 干扰车辆 Tampering with Vehicle	31	21	67.7	27	20	74.1
63 非法典当罪行 Unlawful Pawning Offences	22	20	90.9	16	15	93.8
64 游荡 Loitering	206	186	90.3	154	130	84.4
防范性罪案合计 Total Preventive Crime (58-64)	1 196	1 141	95.4	1 055	1 002	95.0
总计 Grand Total	78 469	35 774	45.6	77 630	35 426	45.6

10. 二零零九年按年龄组别及性别统计的被捕人数
Persons Arrested by Age Group and Sex, 2009

罪案 Crime	少年罪犯 Juveniles 10 - 15		青年罪犯 Young Persons 16 - 20		成年罪犯 Adults						罪犯总数 Grand Total	
	男 M	女 F	男 M	女 F	21 - 30		31 - 60		61岁及以上 61 & over		男 M	女 F
					男 M	女 F	男 M	女 F	男 M	女 F		
侵犯人身的暴力罪案 Violent Crime against Person												
1 强奸 Rape	6	1	32	—	41	—	50	2	2	—	131	3
2 非礼 Indecent Assault	126	11	86	3	187	1	384	4	74	—	857	19
3 谋杀及误杀 Murder & Manslaughter	—	—	1	—	8	1	17	5	3	—	29	6
4 意图谋杀 Attempted Murder	—	—	—	—	—	—	1	2	1	—	2	2
5 伤人 Wounding	128	16	224	10	334	33	541	118	56	14	1 283	191
6 严重殴打 Serious Assault	359	112	432	58	677	150	1 701	663	211	41	3 380	1 024
7 袭警 Assault on Police	2	—	19	—	67	6	124	18	6	1	218	25
8 绑架及拐带儿童 Kidnapping & Child Stealing	—	—	—	—	—	—	—	—	—	—	—	—
9 虐待儿童 Cruelty to Child	—	—	3	2	12	39	107	116	7	—	129	157
10 刑事恐吓 Criminal Intimidation	56	34	64	25	200	33	766	163	91	9	1 177	264
侵犯财物的暴力罪案 Violent Crime against Property												
11 使用枪械行劫(包括电枪) Robbery with Firearms/Arms (incl.stun guns)	—	—	—	—	1	—	2	—	—	—	3	—
12 使用类似手枪物体行劫 Robbery with Pistol-like Object	—	—	—	—	2	—	4	—	—	—	6	—
13 其他行劫 Other Robberies	69	28	69	7	101	4	133	6	2	—	374	45
14 严重爆窃 Aggravated Burglary	—	—	—	—	1	—	—	—	—	—	1	—
15 勒索 Blackmail	72	17	46	8	100	5	107	10	2	—	327	40
16 纵火 Arson	48	11	14	2	17	2	38	7	3	1	120	23
暴力罪案合计 Total Violent Crime (1-16)	866	230	990	115	1 748	274	3 975	1 114	458	66	8 037	1 739
爆窃及盗窃 Burglary & Theft												
17 爆窃(有毁坏者) Burglary with Breaking	21	2	30	6	73	8	162	19	2	—	288	35
18 爆窃(无毁坏者) Burglary without Breaking	15	4	39	—	55	5	109	9	1	—	219	18
19 盗窃(抢掠) Theft (Snatching)	18	3	8	1	24	—	52	6	—	—	102	10
20 盗窃(扒窃) Theft (Pickpocketing)	—	—	2	2	17	13	155	28	7	3	181	46
21 盗窃(店铺盗窃) Theft (Shop Theft)	518	600	201	258	460	463	2 016	2 019	523	689	3 718	4 029
22 车辆内盗窃 Theft from Vehicle	12	1	9	—	42	1	115	3	1	—	179	5
23 擅自取去交通工具 Taking Conveyance without Authority	7	—	30	3	44	4	62	—	2	—	145	7
24 偷电 Abstracting of Electricity	—	—	—	—	4	2	22	11	4	—	30	13
25 地盘盗窃 Theft from Construction Site	—	—	3	—	17	—	60	25	3	—	83	25
26 其他杂项盗窃 Other Miscellaneous Thefts	553	161	463	128	818	526	1 639	731	118	35	3 591	1 581
27 接赃 Handling Stolen Goods	15	4	9	3	22	3	49	16	1	1	96	27
诈骗及伪造文件 Fraud & Forgery												
28 诈骗 Deception	32	17	134	43	313	114	750	285	91	31	1 320	490
29 商业骗案 Business Fraud	—	—	—	—	—	3	13	9	4	1	17	13
30 伪造文件及假钱 Forgery and Coinage	1	3	22	11	140	59	353	228	26	6	542	307
色情罪行 Sexual Offences												
31 非法性行为 Unlawful Sexual Intercourse	68	—	138	—	35	—	8	—	1	—	250	—
32 经营色情场所 Keeping Vice Establishments	—	—	10	1	54	7	214	87	7	—	285	95
33 淫媒/操控卖淫 Procuring/Controlling of Prostitution	—	1	5	1	10	2	12	8	4	—	31	12
34 粗犷性行为为罪行 Unnatural Offences	4	—	4	—	6	—	7	—	—	—	21	—
35 其他违背社会道德的罪行 Other Offences against Public Morality	23	—	12	2	45	3	58	4	1	1	139	10
严重毒品罪行 Serious Narcotics Offences												
36 制炼毒品 Manufacturing of Dangerous Drugs	1	—	3	3	17	5	14	4	—	—	35	12
37 贩运毒品 Trafficking in Dangerous Drugs	61	31	339	66	443	76	454	89	9	1	1 306	263
38 藏有毒品 Possession of Dangerous Drugs	58	18	428	107	787	175	410	79	12	2	1 695	381
39 其他严重毒品罪行 Other Serious Narcotics Offences	—	—	—	—	—	1	3	1	—	—	3	2
违背合法权力的罪行 Offences against Lawful Authority												
40 误导/提供虚假信息予警方 Misleading/Giving False Information to Police	10	13	13	18	27	14	73	33	2	1	125	79
41 发假誓 Perjury	—	—	1	—	1	—	22	12	—	2	24	14
42 拒捕 Resisting Arrest	—	—	22	3	47	4	81	6	4	—	154	13
43 逃走及非法劫回 Escape and Rescue	1	—	1	—	1	—	1	1	—	—	3	2
44 其他违背合法权力的罪行 Other Offences against Lawful Authority	—	—	1	—	14	1	37	9	3	1	55	11
严重非法入境罪行 Serious Immigration Offences												
45 协助及教唆非法入境者 Aiding and Abetting of Illegal Immigrants	—	—	6	4	18	8	29	10	3	1	56	23
46 使用属于他人的身分证 Using Identity Card Relating to Another	4	1	12	15	18	20	28	24	—	—	62	60
47 其他严重入境罪行 Other Serious Immigration Offences	1	—	16	11	74	26	147	97	3	1	241	135
杂项罪案 Miscellaneous Crimes												
48 刑事毁坏 Criminal Damage	147	16	132	15	369	50	755	149	65	17	1 468	247
49 其他侵犯人身的罪行 Other Offences against Person	7	11	11	2	34	4	45	8	1	—	98	25
50 在公众地方行为不检/打斗 Disorder/Fighting in Public Place	58	6	221	24	529	87	1 308	504	176	42	2 292	663
51 妨碍公安罪行 Offences against Public Order	107	19	125	10	45	3	7	—	—	—	284	32
52 非法会社罪行 Unlawful Society Offences	138	14	166	9	127	5	139	8	4	—	574	36
53 借贷 Money Lending	1	—	10	—	28	3	19	4	2	—	60	7
54 严重赌博罪行 Serious Gambling Offences	—	—	1	—	22	5	141	74	30	16	194	95
55 串谋 Conspiracy	2	1	9	2	29	9	62	37	6	1	108	50
56 高空坠物 Object Dropped from Building	19	7	12	4	48	12	160	65	28	26	267	114
57 其他罪案 Other Crime	13	4	59	14	141	26	329	72	28	5	570	121
其他罪案合计 Total Other Crime (17-57)	1 915	937	2 706	767	4 998	1 747	10 120	4 774	1 172	883	20 911	9 108
防范性罪案 Preventive Crime												
58 藏有枪械及弹药 Possession of Arms and Ammunition	1	—	6	7	23	23	55	23	5	2	90	55
59 藏有攻击性武器 Possession of Offensive Weapon	34	5	61	6	79	17	166	60	35	—	375	88
60 身怀盗窃工具 Going Equipped for Stealing	15	—	12	—	15	1	61	4	3	—	106	5
61 藏有非法工具 Possession of Unlawful Instrument	—	—	—	—	7	—	13	1	—	—	20	1
62 干扰车辆 Tampering with Vehicle	1	—	4	—	6	—	8	—	—	—	19	—
63 非法典当罪行 Unlawful Pawning Offences	—	—	—	—	2	1	1	1	—	—	3	2
64 游荡 Loitering	2	—	10	—	34	—	58	1	1	—	105	1
防范性罪案合计 Total Preventive Crime (58-64)	53	5	93	13	166	42	362	90	44	2	718	152
总计 Grand Total	2 834	1 172	3 789	895	6 912	2 063	14 457	5 978	1 674	951	29 666	11 059

11. 二零零八及二零零九年交通意外及伤亡统计数字 Traffic Accidents and Casualties, 2008 and 2009

	2008		2009	
	意外事件 Accidents	伤亡人数 Casualties	意外事件 Accidents	伤亡人数 Casualties
港岛 Hong Kong Island				
死亡 Fatal	19	19	30	30
重伤 Serious injury	438	457	377	393
轻伤 Slight injury	2 702	3 465	2 466	3 110
合计 Total	3 159	3 941	2 873	3 533
东九龙 Kowloon East				
死亡 Fatal	24	42	17	18
重伤 Serious injury	344	399	386	425
轻伤 Slight injury	1 612	2 185	1 604	2 134
合计 Total	1 980	2 626	2 007	2 577
西九龙 Kowloon West				
死亡 Fatal	36	37	26	27
重伤 Serious injury	304	340	223	238
轻伤 Slight injury	2 987	3 713	2 948	3 690
合计 Total	3 327	4 090	3 197	3 955
新界北 New Territories North				
死亡 Fatal	38	38	35	44
重伤 Serious injury	447	477	445	483
轻伤 Slight injury	2 695	3 648	2 827	3 723
合计 Total	3 180	4 163	3 307	4 250
新界南 New Territories South				
死亡 Fatal	26	26	18	20
重伤 Serious injury	563	608	512	557
轻伤 Slight injury	2 341	3 230	2 402	3 246
合计 Total	2 930	3 864	2 932	3 823
总计 Grand Total				
死亡 Fatal	143	162	126	139
重伤 Serious injury	2 096	2 281	1 943	2 096
轻伤 Slight injury	12 337	16 241	12 247	15 903
合计 Total	14 576	18 684	14 316	18 138

12. 二零零八及二零零九年涉及司机的交通意外成因 Driver Contributory Factors in Accidents, 2008 and 2009

原因 Causes	2008 (人数 Persons)	2009 (人数 Persons)
驾驶不留神 Driving inattentively [#]	406	2 279
行车时太接近前面车辆 Following too closely to vehicle in front	2 214	1 550
不小心转换行车线 Careless lane-changing	1 366	1 240
车辆失控 Lost control of vehicle	1 338	1 050
不小心骑踏单车 Careless cycling [#]	158	950
不适当或违例转向 Improper or illegal turning	578	667
疏忽地起动车辆 Starting negligently	636	338
不当心倒车 Reversing negligently	331	293
不遵照交通灯号的指示 Disobeying traffic signal	295	221
没有确保乘客的安全 Failing to ensure the safety of passenger [#]	57	218
疏忽地从旁路驶出 Emerging from side road negligently	250	188
不遵照「让路」标志 Disobeying "Give Way" sign	191	164
不适当超车(扒头) Improper overtaking	166	148
行车时太贴近路边 Driving too close to kerb	322	139
超速驾驶 Speeding	248	121
行车时太贴近并排行驶的车辆 Driving too close to vehicle alongside	100	101
其他不当或违法行为 Other improper or illegal action	4 681	4 060
合计 Total	13 337*	13 727*

* 数字为引致交通意外的司机人数。

The figures are the number of drivers who have been at fault in traffic accidents.

[#] 二零零八年十月新引入的交通意外成因。

New contributory factors introduced in October 2008.

13. 二零零八及二零零九年交通违例检控统计数字 Traffic Prosecutions, 2008 and 2009

	2008				2009			
	拘捕 Arrests	传票 Summonses	定额罚款 (行车) Fixed Penalty (Moving)	定额罚款 (泊车) Fixed Penalty (Parking)	拘捕 Arrests	传票 Summonses	定额罚款 (行车) Fixed Penalty (Moving)	定额罚款 (泊车) Fixed Penalty (Parking)
较严重违例事件 Primary Offences	2 333	22 046	-	-	1 901	19 959	-	-
违例行车事件 Moving Offences	191	15 917	453 830	-	268	17 882	428 838	-
行人违例事件 Pedestrian Offences	0	22 651	-	-	0	20 866	-	-
杂项违例事件 Miscellaneous Offences	14	6 060	-	-	27	5 119	-	-
违例泊车事件 Parking Offences	-	-	-	696 210	-	-	-	718 258
总计 Grand Total	2 538	66 674	453 830	696 210	2 196	63 826	428 838	718 258

14. 二零零九年投诉警务人员个案 (截至二零零九年十二月三十一日) Complaints against Police Officers, 2009 (as at 31.12.2009)

A.	投诉警察课在二零零九年接获的个案总数 Total cases received by Complaints Against Police Office (CAPO) in 2009	4 257
B.	独立监察警方处理投诉委员会在二零零九年批签通过的指控总数 Total allegations endorsed by Independent Police Complaints Council (IPCC) in 2009	5 053
	• 经全面调查的指控 Allegations fully investigated	1 194
	– 经全面调查而结果证明属实的指控 Allegations fully investigated with substantiated results	169
	– 经全面调查的指控中证明属实的比率 Rate of fully investigated and substantiated allegations	14.2%
	– 经全面调查结果属虚假不确的指控 Allegations fully investigated with false results	222
	• 由于「撤回」,「无法追查」或「终止调查」而没有调查的指控 Allegations not investigated due to “Withdrawn”, “Not Pursuable” or “Curtailed”	2 832
	• 以「循简易程序解决投诉」方式处理的指控 Allegations dealt with by “Informal Resolution”	1 027
C.	独立监察警方处理投诉委员会在二零零九年批签通过由投诉警察课调查的指控的有关结果 Result of allegations investigated by CAPO and endorsed by IPCC in 2009	
	• 被裁定刑事罪名成立的警务人员 Police officers convicted of criminal offences	0
	• 经正式纪律研讯而被裁定违反纪律的警务人员 Police officers found guilty at formal disciplinary proceedings	4
	• 尚未聆讯完毕的违反纪律研讯 Disciplinary proceedings yet to be concluded	5
	• 向警务人员给予忠告训示 Officers given advice	151
D.	二零零九年循简易程序解决投诉计划 Informal Resolution Scheme 2009	
	• 被认为适合采用上述计划的轻微投诉 Minor complaints considered suitable for the scheme	2 014
	• 循上述计划解决的个案 Cases informally resolved	815
E.	二零零九年涉及有案尚在审理中的投诉 Sub-judice Complaints in 2009	824
	• 以法庭审讯结果解决的个案 Cases resolved in court	75
	• 在法庭审讯前或后, 由于「撤回」,「无法追查」或「终止调查」而没有调查的个案 Cases not investigated due to “Withdrawn”, “Not Pursuable” or “Curtailed” before or after court trial	197
	• 经法庭审讯后而全面调查的个案 Cases investigated after court trial	23
	• 尚待法庭审讯或投诉警察课调查的个案 Cases pending court trial or investigation by CAPO	529
F.	在二零零九年批签通过的投诉个案中, 因个案被列为虚假不确而被检控的投诉人数字 Number of complainants prosecuted for making false complaints in cases endorsed in 2009	0